

Site Utility Starter Pack

User Guide

UPDATED ON 6/26/2018

PlanSwift

Authored by: Dave Hansen



Table of Contents

Overview	3
Purchasing and Installation	4
Purchasing Plugins.....	4
Installation and Uninstallation	4
Features.....	4
How To	5
How to: Copy and Paste an Assembly.....	5
How to: Copy and Paste Parts.....	9
How to: Drag and Drop Parts	14
FAQ.....	16
Compendium.....	17
Site Utility Assemblies.....	17
Site Utility—Water Assemblies	17
Site Utility—Fire Assemblies	42
Site Utility—Sewer Assemblies	69
Site Utility—Storm Drain.....	95

Overview

This guide will teach you how to properly use the tools and features found within the Site Utility Starter Pack. It is designed for use with PlanSwift® Takeoff and Estimating Software. This guide is not meant to be a step-by-step “walk through” document, although it can be used as a reference for getting the work done. If you encounter technical difficulty, consult this guide (including the [FAQ](#) section of this user manual) or contact the technical support department at:

PlanSwift® Technical Support
support@PlanSwift.com
1-888-752-6794 ext. 2

PlanSwift also offers additional training. For training options, contact the training department at:

PlanSwift® Training Department
training@PlanSwift.com
1-888-752-6794 ext. 6

Purchasing and Installation

Purchasing Plugins

If you need to purchase PlanSwift or a plugin product, contact the Sales Department at:

PlanSwift® Sales
sales@PlanSwift.com
1-888-752-6794 Ext. 1

Installation and Uninstallation

Installing and uninstalling starter packs is simple. For installing them, click on the Import Plugin Package icon (arrow 1 in Figure 1) from the PlanSwift Main Ribbon-bar **Plugin** tab (arrow 3 of Figure 1) and follow the prompts from there. For uninstalling, click on the Uninstall Plugin (arrow 2 in Figure 1) and follow those prompts.

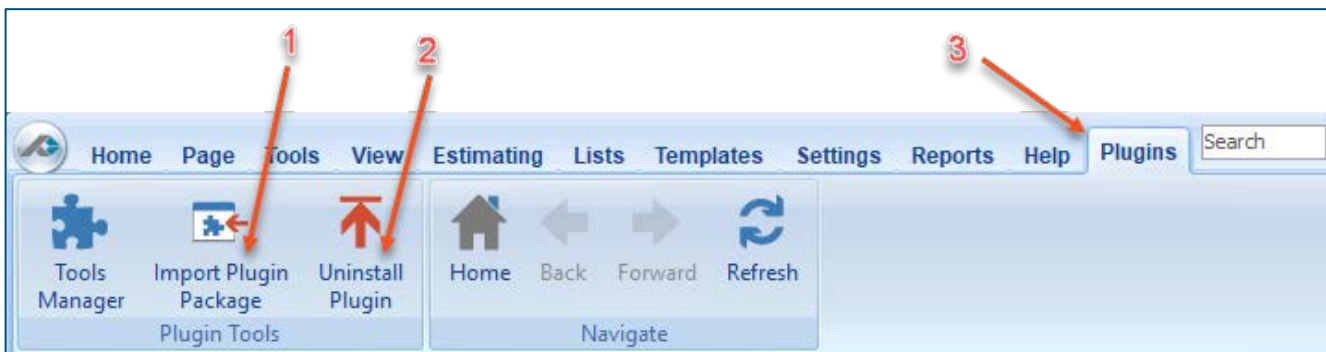


Figure 1

Features

The Site Utility Starter Pack includes Site Utility Assemblies ([Water](#), [Fire](#), [Sewer](#), and [Storm Drain](#)) found in the Templates tab of PlanSwift. These are listed in the [Compendium](#) at the end of this guide. With these site utility assemblies and parts, PlanSwift users can easily customize assemblies and parts for later use. Starter Packs contain a large library of prebuilt templates, parts and assemblies. Modifying the library of parts and assemblies for any Starter Pack allows users the ability to customize their Templates to their specific needs. Users will save countless hours of

setup by utilizing a Starter Pack as their starting point for building custom parts and assemblies. The instructions below will guide new users through the basics of modifying parts and assemblies. We highly recommend purchasing a training package for accelerated learning and faster customization.

How To

How to: Copy and Paste an Assembly

The purpose of copying and pasting an assembly is to allow the user to copy and then modify the assembly for later use. As an example, you may want two different assemblies: one might include a part, and another might have an alternative part or not include that part at all. By copying one assembly and then modifying and renaming the copy (for easy identification), you can have two different assemblies available, allowing for easier and faster takeoffs. Figure 2 shows the **Templates Tab** (arrow 1) and the **Area Takeoff Item Example 1** assembly (arrow 2). If you want to add another assembly but with no **Material 3**, then you would click on the assembly you want to copy (arrow 2), click on **Copy** (arrow 3), and then click on **Paste** (arrow 4).

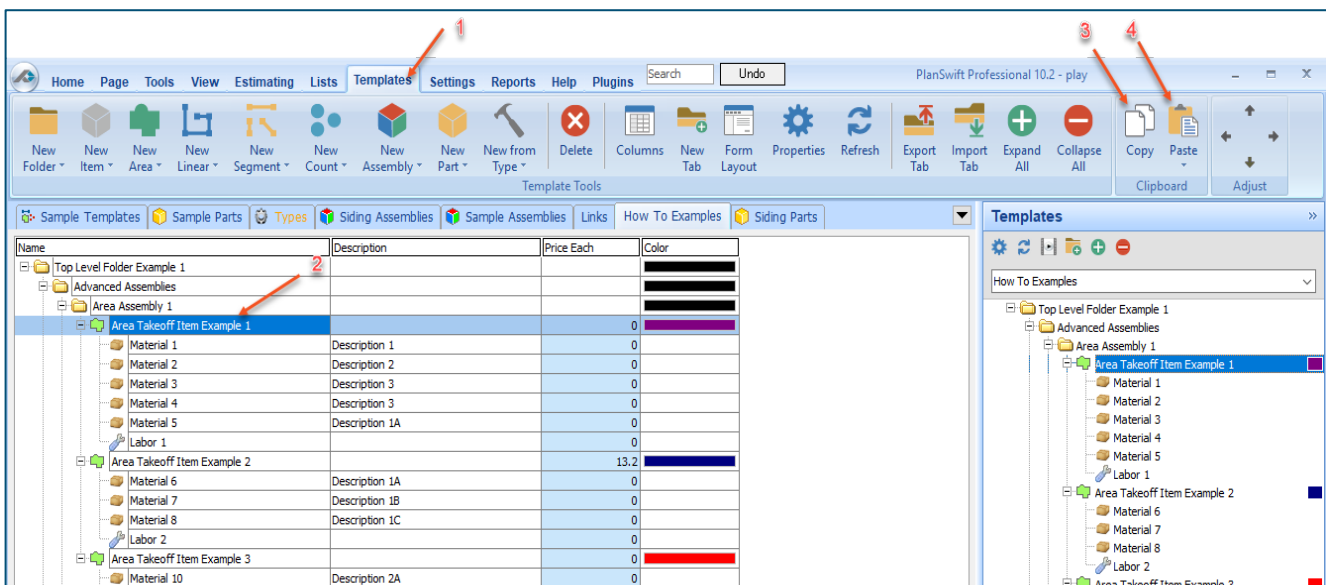


Figure 2

Figure 3 shows the original (arrows 1) and new **Area Takeoff Item Example 1** assembly (arrow 2). To delete the **Material 3** (arrow 3) from the newly created **Area Takeoff Item Example 1** assembly (arrow 2), click on **Material 3** (arrow 3), click on **Delete** (arrow 4), and click on **OK** in the popup window to confirm the deletion.

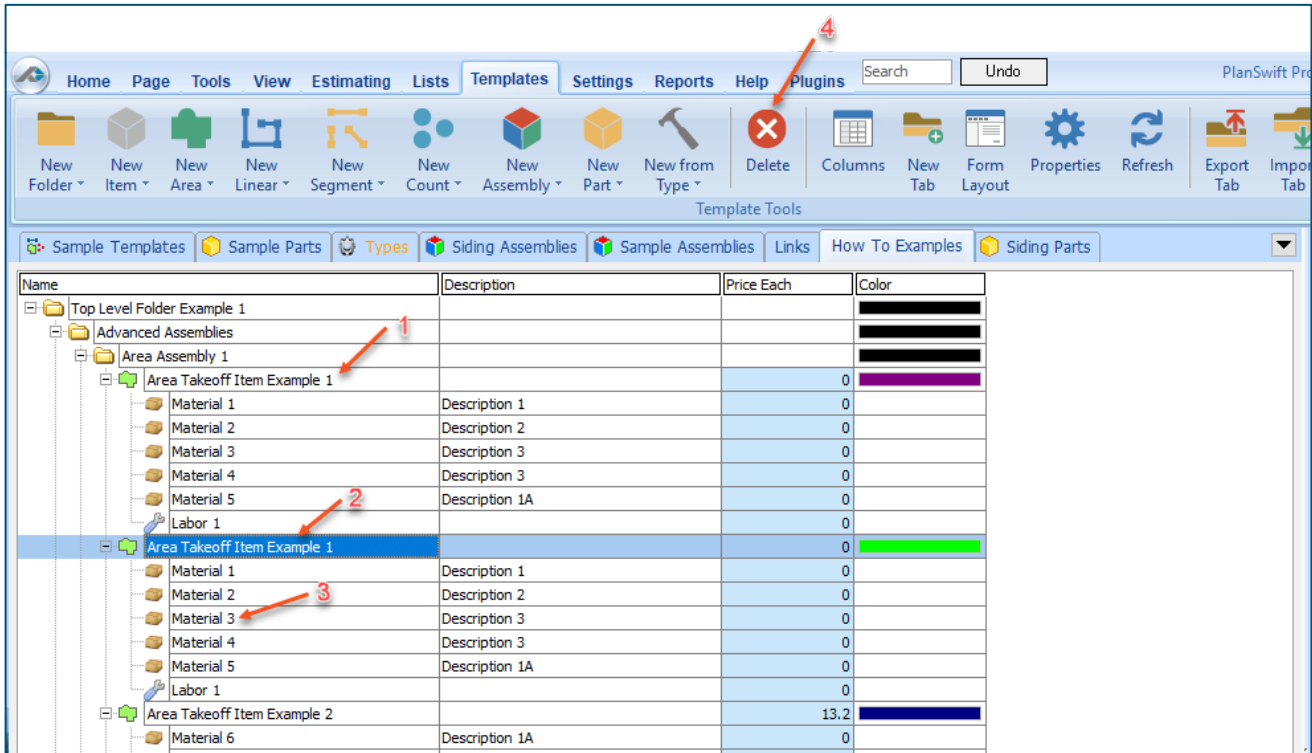


Figure 3

Figure 4 now shows the two assemblies, one with (arrow 1) and one without (arrow 2) the **Material 3** item. You can now change the description of the duplicated **Area Takeoff Item Example 1** (arrow 3) without the **Material 3** item by double-clicking the duplicate **Area Takeoff Item Example 1** (arrow 3).

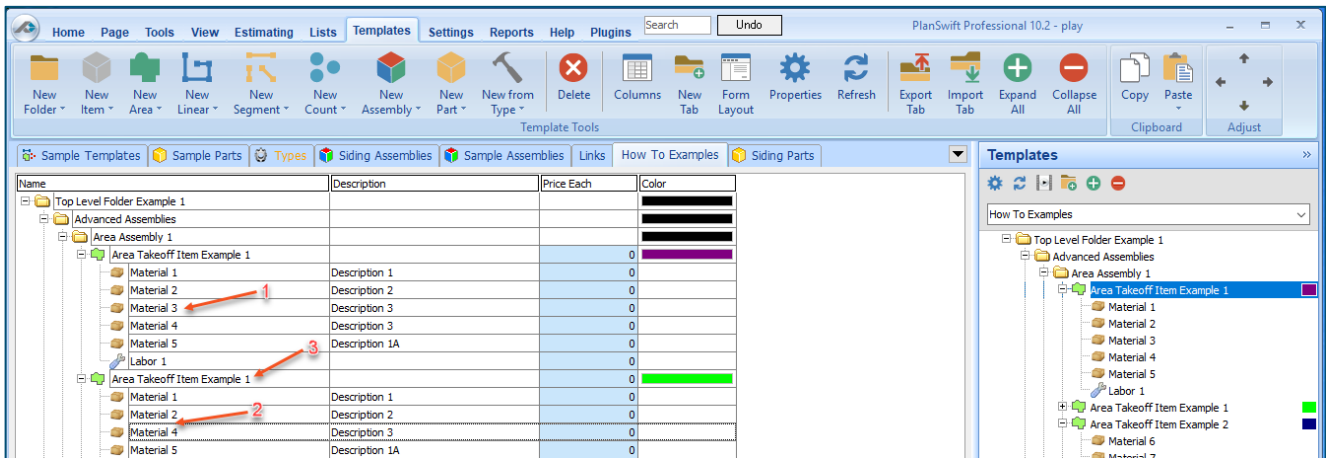


Figure 4

This opens the **Properties – [Area Takeoff Item Example 1]** window (Figure 5) where you can change the assembly’s name to something like **Area Takeoff Item Example 1—No Material 3** to make it easier to identify.

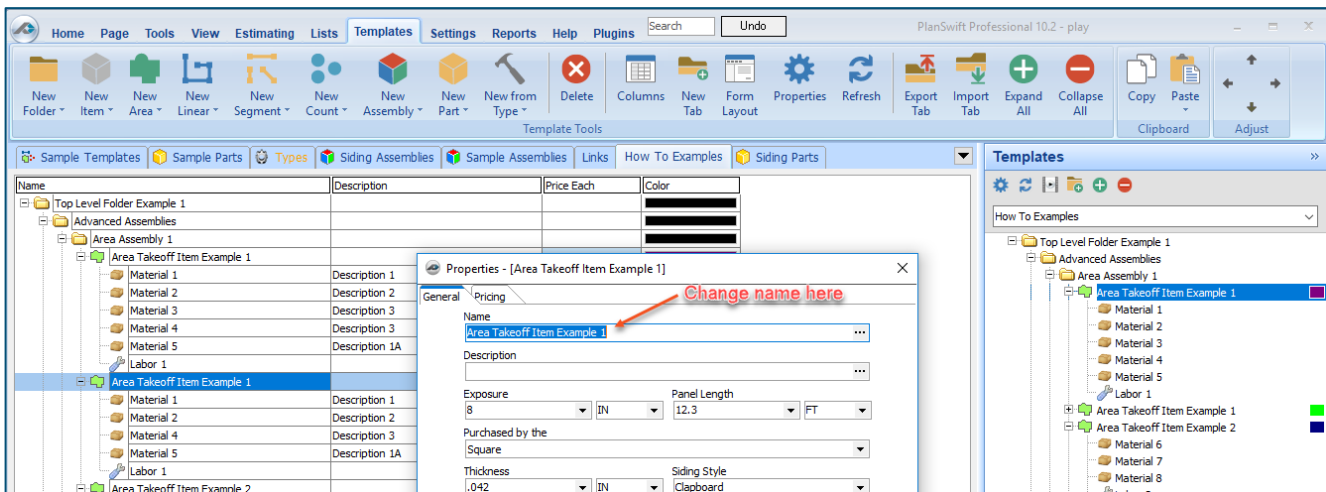


Figure 5

Click on **Ok** in the **Properties** window after you have entered the name. Figure 6 shows the new name.

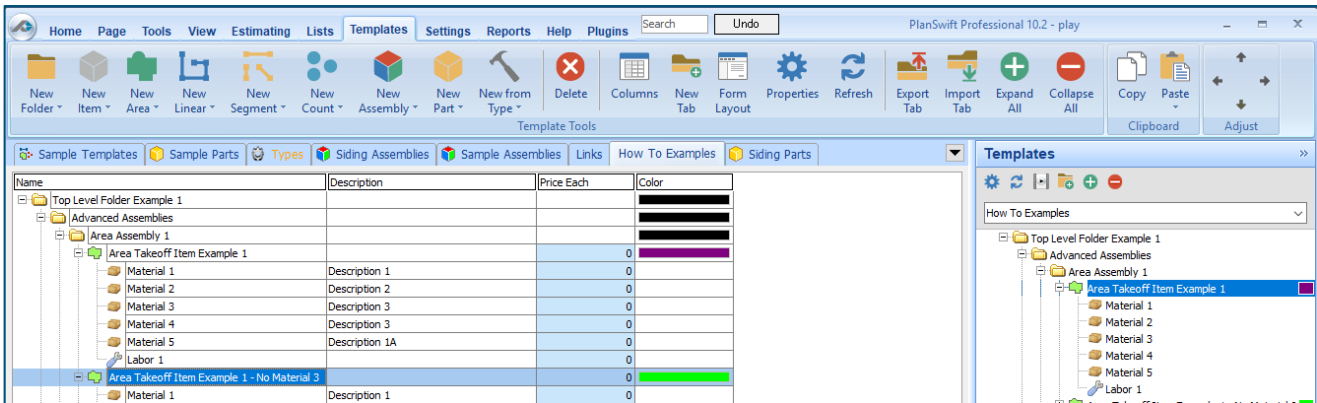


Figure 6

To perform a takeoff with the **Area Takeoff Item Example 1—No Material 3** assembly, go to the takeoff page, click on the green **Record Button** (see the arrow in Figure 7) in the **Templates** sidebar window, and then proceed to do your takeoff.

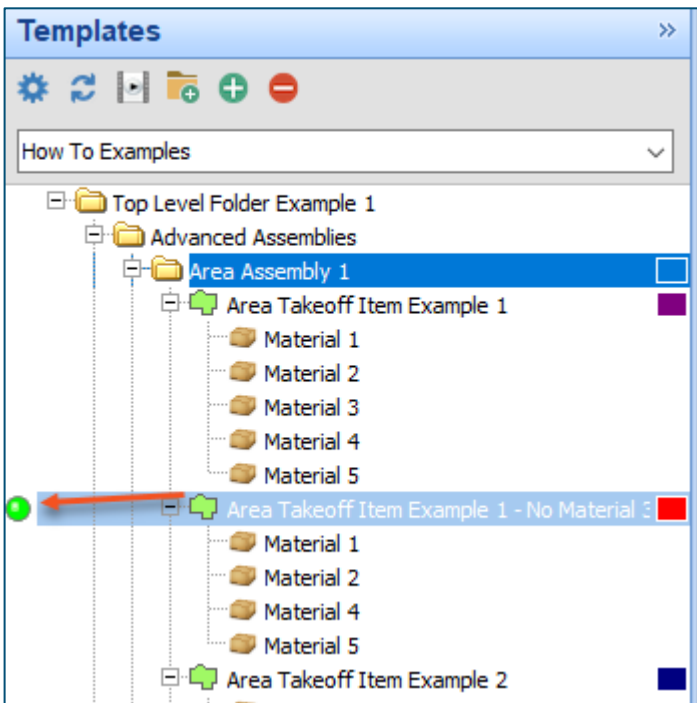


Figure 7

Disclaimer

Any modifications that a user makes to a Starter Pack should always be tested and verified by that user to ensure quantities and calculations are accurate. PlanSwift cannot verify the accuracy of modifications made to templates, parts and assemblies by the user.

How to: Copy and Paste Parts

Copying and pasting parts is handled similarly to copying and pasting an assembly. If, for instance, you want to move **Material 6** in **Area Takeoff Item Example 2** to **Area Takeoff Item Example 1**, click on **Material 6** (arrow 1), then click on copy (arrow 2) as shown in Figure 8.

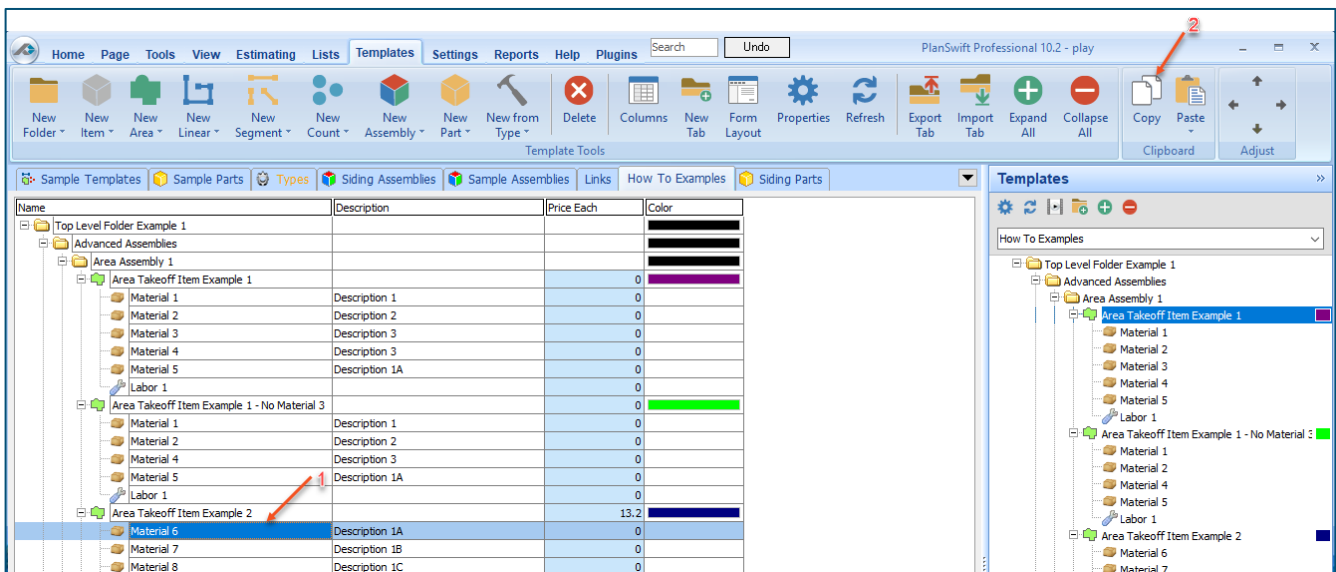


Figure 8

There are now two ways to paste the part. The first is to paste it at the same hierarchical level of a selected item, and the second is to paste it as a sub-item of a selected item. Figure 9 shows the **Paste** button. Clicking on the top portion of the button pastes the part at the same hierarchical level of a selected item. Clicking on the bottom (down-arrow) part of the button, then selecting **As Sub-Item** pastes the part as a sub-item of the selected item.

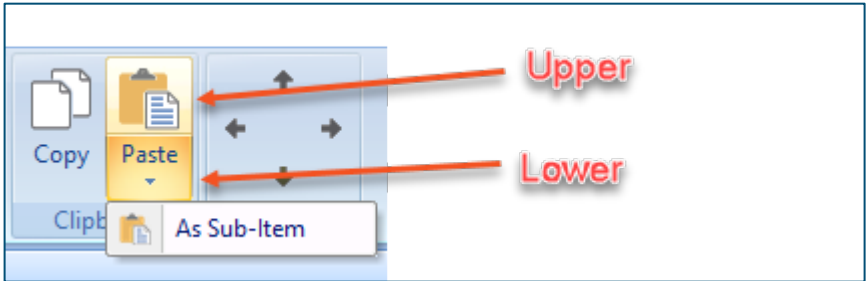


Figure 9

Click on **Area Takeoff Item Example 1**, then click on the top part of **Paste**. As shown in Figure 10, **Material 6** gets pasted at the same hierarchical level as **Area Takeoff Item Example 1**.

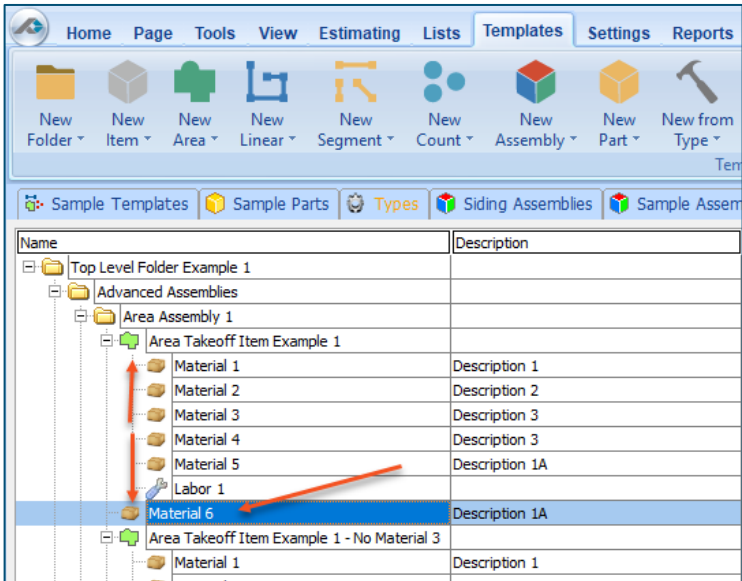


Figure 10

If you had selected the lower part of the **Paste** button, then **Material 6** would be a sub-item of **Area Takeoff Item Example 1**. Figure 11 shows **Material 6** as a sub-item.

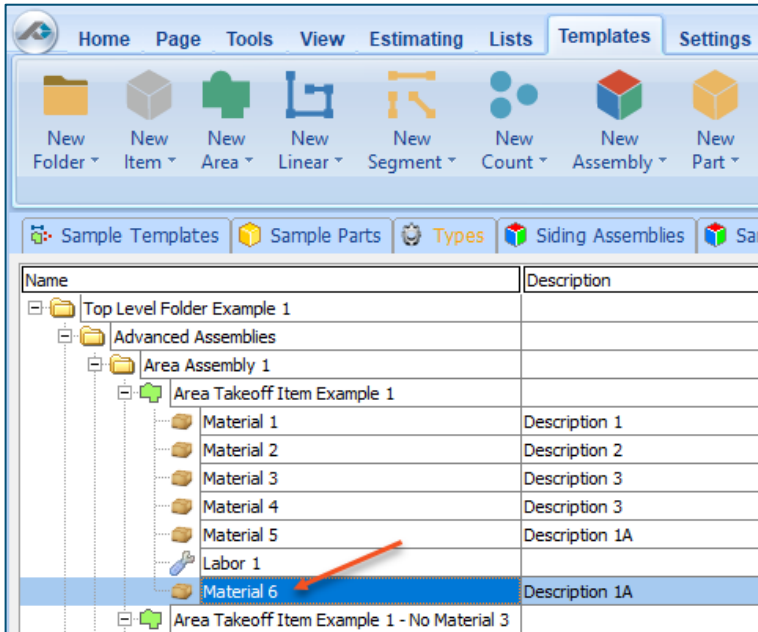


Figure 11

Another way to adjust the hierarchy of an item, such as **Material 6**, is to use the Main Ribbon bar arrow **Adjust** keys (Figure 12).

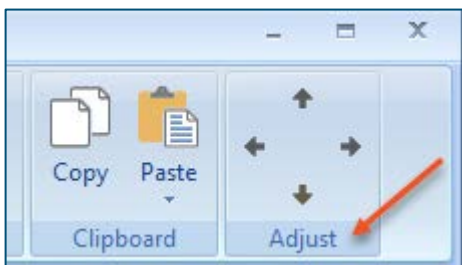


Figure 12

The left and right **Adjust** arrows move the item left and right (up or down) in the hierarchy, and the up and down **Adjust** arrows keys moves the item higher and lower in the list of items.

A shortcut to the **Copy** and **Paste** and **Paste as Sub-Item** selections is available with a right-click menu. Figure 13 shows the **Copy**, **Paste**, and **Paste As Sub-Item** options on the right-click menu when **Material 6** is right-clicked on.

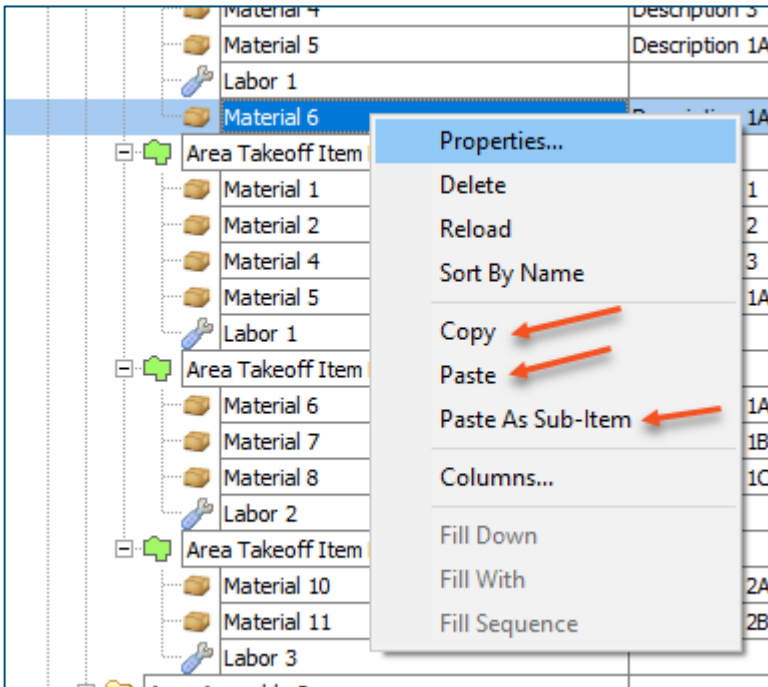


Figure 13

Double-clicking on **Material 6** allows you to change the name of the item and alter other properties of the item (Figure 14). To change the name of **Material 6**, double-click on the **Material 6** name, type the new name, and click on **Ok**.

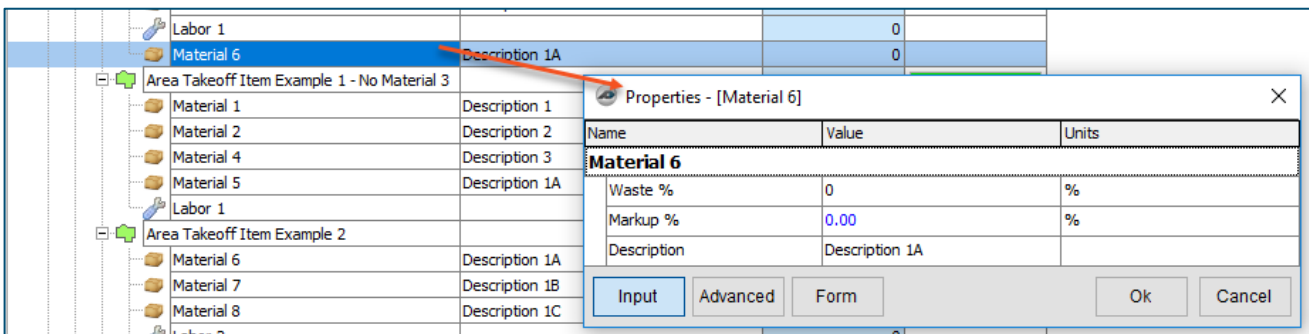


Figure 14

Figure 15 shows **Material 6** renamed to **Material 6A**.

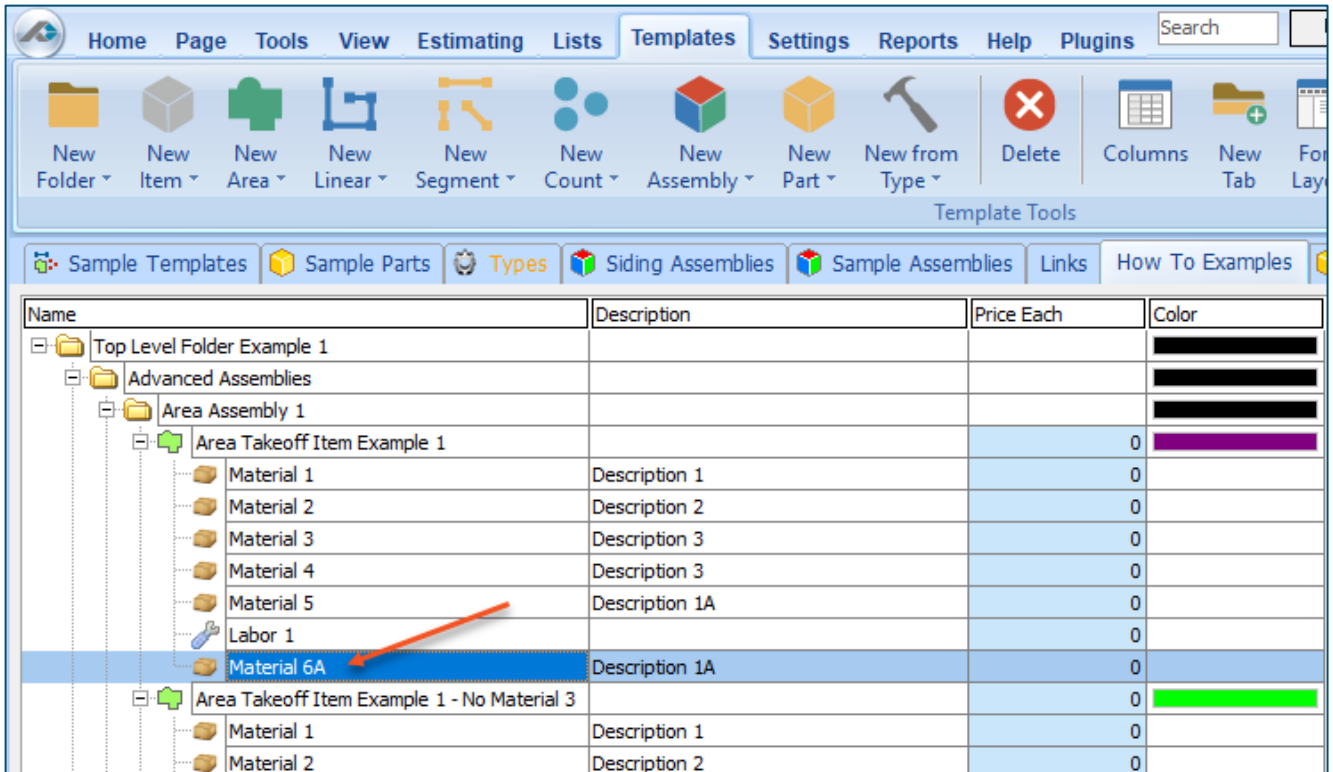


Figure 15

Disclaimer

Any modifications that a user makes to a Starter Pack should always be tested and verified by that user to ensure quantities and calculations are accurate. PlanSwift cannot verify the accuracy of modifications made to templates, parts and assemblies by the user.

How to: Drag and Drop Parts

Parts may be dragged and dropped from one assembly to another assembly. If, for instance, you want to drag the **Material 8** item from **Area Takeoff Item Example 2** up to **Area Takeoff Item Example 1**, click on **Material 8** and drag it up to just below **Material 6A** (see Figure 16) and release the mouse button.

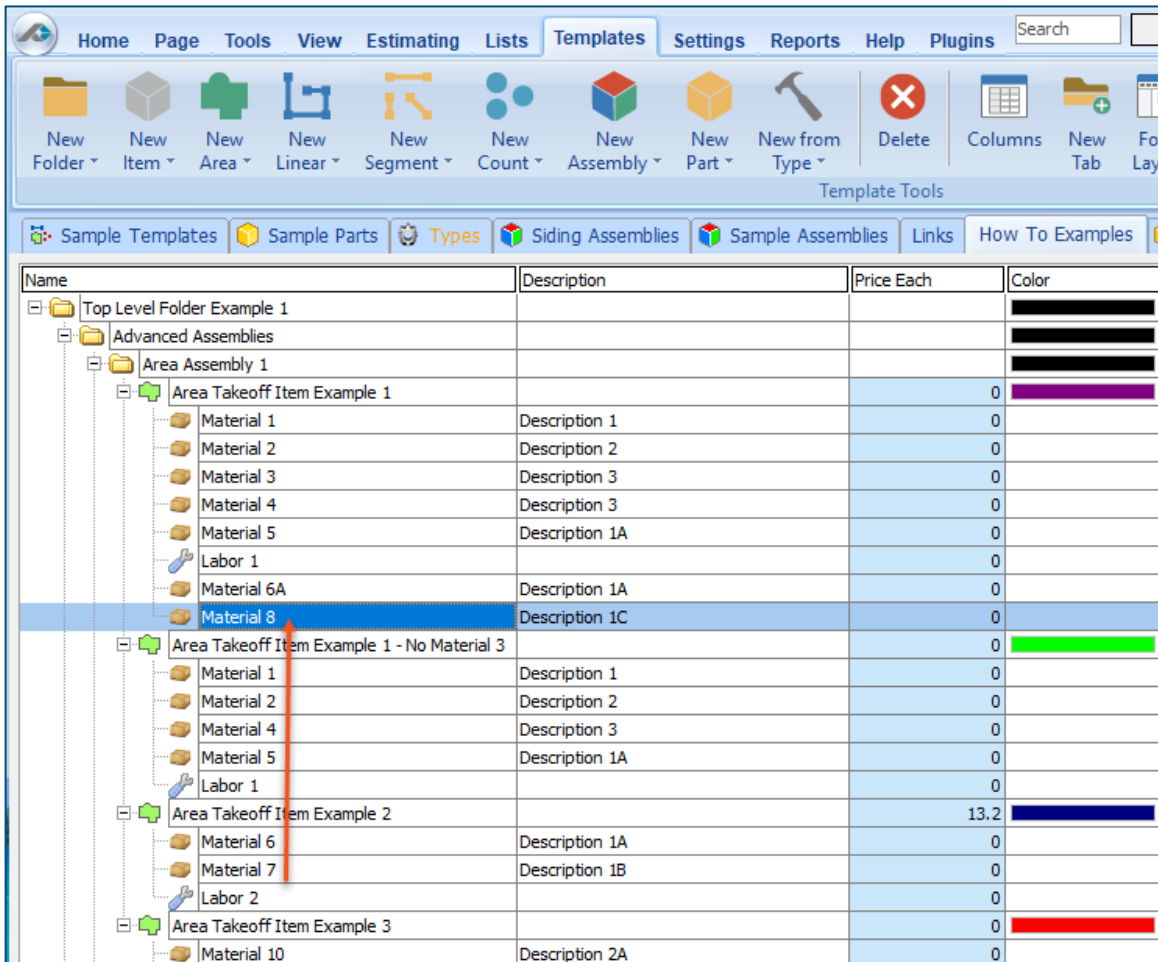


Figure 16

Notice that dragging the part this way *moves* the part from the **Example 2** assembly to the **Example 1** assembly, *not* leaving behind a copy.

The **Templates** sidebar window is a summarized view of everything in the Templates Tab. It is designed for easily dragging and dropping parts and for quickly launching takeoff templates and assemblies.

Parts may be dragged over from the **Templates** sidebar window into the **Templates Tab** window; note that dragging any part from the **Templates** sidebar window makes a copy of it. If, for instance, you want a **Material 7** item added to **Area Takeoff Item Example 1** as a sub-item, simply drag the **Material 7** from the right **Templates** sidebar window over on top of **Area Takeoff Item Example 1** label and release the mouse button. (Figure 17).

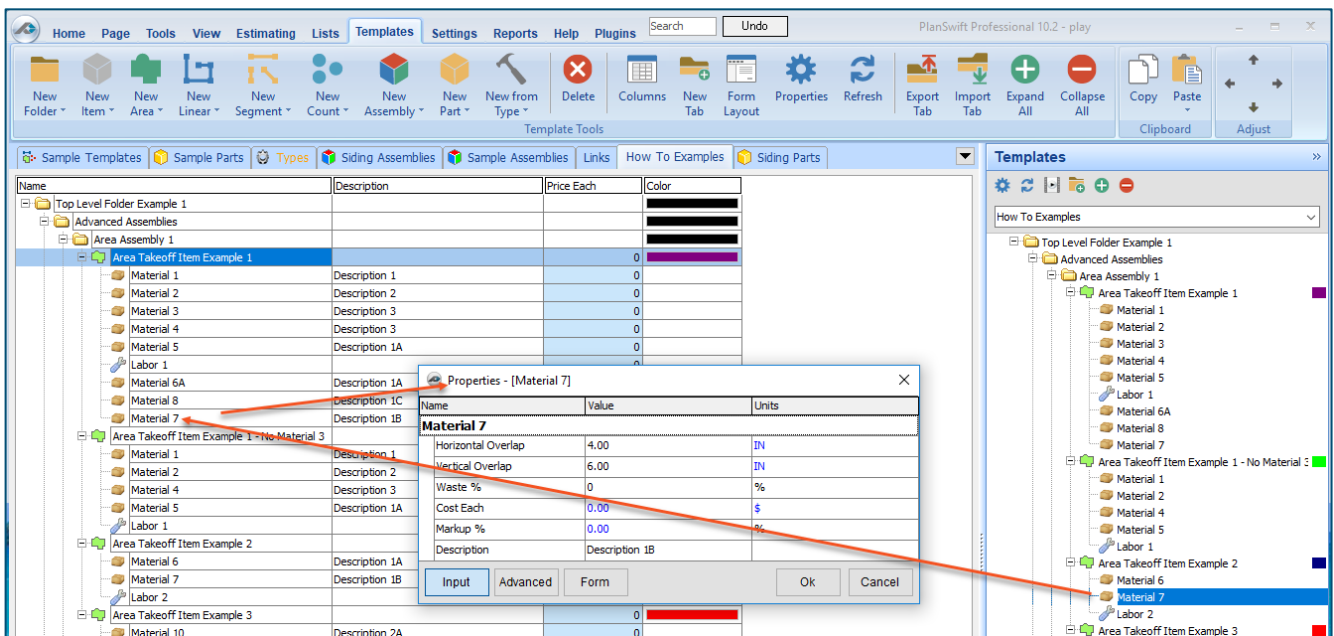


Figure 17

Figure 17 shows the **Material 7** item in place after it was dropped on top of **Area Takeoff Item Example 1**. In addition, the **Properties – [Material 7]** window automatically opens, allowing the user to change any properties for **Material 7**. Click on **Ok** to close the **Properties – [Material 7]** window.

Disclaimer

Any modifications that a user makes to a Starter Pack should always be tested and verified by that user to ensure quantities and calculations are accurate. PlanSwift cannot verify the accuracy of modifications made to templates, parts and assemblies by the user.

FAQ

Question: I've read this user guide, and I still have questions. What do I do?

Answer: PlanSwift recommends that you purchase a training package. We highly recommend new users purchase a training package, because training is customized to each user. We offer [one-on-one training](#) and [classroom training](#). Contact training@PlanSwift.com or at 1-888-752-6794 Ext. 6.

Question: Does the Starter Pack include everything a contractor will need to generate an estimate?

Answer: No. A Starter Pack is a tool to get you started toward creating a complete estimate. For example, the Starter Pack does not include industry pricing for materials and labor. However, you can supply prices for materials and labor on the assemblies and labor included in the Starter Pack.

Question: Do I have to input all the pricing for all my parts?

Answer: Inputting pricing is optional. You can use the Starter Pack to generate quantities that you can then send to your supplier, who can then provide you current pricing. Inputting pricing on your own is optional. If your industry's pricing is not subject to frequent changes, you may want to consider inputting your pricing in PlanSwift.

Compendium

Site Utility Assemblies

Site Utility—Water Assemblies

Name	Description	Division	Type	Color
Water			Folder	
Pipe			Folder	
PVC			Folder	
2" PVC SDR 35			Linear	Green
2" x 20' PVC SDR 35			Material	
Pipe Laying Labor			Labor	
3" PVC SDR 35			Linear	Red
3" x 20' PVC SDR 35			Material	
Pipe Laying Labor			Labor	
4" PVC SDR 35			Linear	Cyan
4" x 20' PVC SDR 35			Material	
Pipe Laying Labor			Labor	
6" PVC SDR 35			Linear	Magenta
6" x 20' PVC SDR 35			Material	
Pipe Laying Labor			Labor	
8" PVC SDR 35			Linear	Blue
8" x 20' PVC SDR 35			Material	
Pipe Laying Labor			Labor	
10" PVC SDR 35			Linear	Yellow
10" x 20' PVC SDR 35			Material	
Pipe Laying Labor			Labor	
12" PVC SDR 35			Linear	Light Green
12" x 20' PVC SDR 35			Material	
Pipe Laying Labor			Labor	

Site Utility—Water Assemblies – Continued

Name	Description	Division	Type	Color
HDPE			Folder	
4" HDPE CLASS 3			Linear	Blue
4" x 20' HDPE CLASS 3			Material	
Pipe Laying Labor			Labor	
6" HDPE CLASS 3			Linear	Olive Green
6" x 20' HDPE CLASS 3			Material	
Pipe Laying Labor			Labor	
8" HDPE CLASS 3			Linear	Green
8" x 20' HDPE CLASS 3			Material	
Pipe Laying Labor			Labor	
10" HDPE CLASS 3			Linear	Red
10" x 20' HDPE CLASS 3			Material	
Pipe Laying Labor			Labor	
12" HDPE CLASS 3			Linear	Cyan
12" x 20' HDPE CLASS 3			Material	
Pipe Laying Labor			Labor	
14" HDPE CLASS 3			Linear	Magenta
14" x 20' HDPE CLASS 3			Material	
Pipe Laying Labor			Labor	
16" HDPE CLASS 3			Linear	Blue
16" x 20' HDPE CLASS 3			Material	
Pipe Laying Labor			Labor	
18" HDPE CLASS 3			Linear	Yellow
18" x 20' HDPE CLASS 3			Material	
Pipe Laying Labor			Labor	
20" HDPE CLASS 3			Linear	Light Green
20" x 20' HDPE CLASS 3			Material	
Pipe Laying Labor			Labor	
22" HDPE CLASS 3			Linear	Red
22" x 20' HDPE CLASS 3			Material	
Pipe Laying Labor			Labor	
24" HDPE CLASS 3			Linear	Teal
24" x 20' HDPE CLASS 3			Material	
Pipe Laying Labor			Labor	
30" HDPE CLASS 3			Linear	Purple
30" x 20' HDPE CLASS 3			Material	
Pipe Laying Labor			Labor	
36" HDPE CLASS 3			Linear	Blue
36" x 20' HDPE CLASS 3			Material	
Pipe Laying Labor			Labor	
42" HDPE CLASS 3			Linear	Olive Green
42" x 20' HDPE CLASS 3			Material	
Pipe Laying Labor			Labor	

Site Utility—Water Assemblies – Continued

Name	Description	Division	Type	Color
[-] DIP			Folder	
[-] 3" DIP			Linear	
3" x 20' MJ DIP			Material	
DIP Install Labor			Labor	
[-] 4" DIP			Linear	
4" x 20' MJ DIP			Material	
DIP Install Labor			Labor	
[-] 6" DIP			Linear	
6" x 20' MJ DIP			Material	
DIP Install Labor			Labor	
[-] 8" DIP			Linear	
8" x 20' MJ DIP			Material	
DIP Install Labor			Labor	
[-] 10" DIP			Linear	
10" x 20' MJ DIP			Material	
DIP Install Labor			Labor	
[-] 12" DIP			Linear	
12" x 20' MJ DIP			Material	
DIP Install Labor			Labor	
[-] 14" DIP			Linear	
14" x 20' MJ DIP			Material	
DIP Install Labor			Labor	
[-] 16" DIP			Linear	
16" x 20' MJ DIP			Material	
DIP Install Labor			Labor	
[-] 18" DIP			Linear	
18" x 20' MJ DIP			Material	
DIP Install Labor			Labor	
[-] 20" DIP			Linear	
20" x 20' MJ DIP			Material	
DIP Install Labor			Labor	
[-] 22" DIP			Linear	
22" x 20' MJ DIP			Material	
DIP Install Labor			Labor	
[-] 24" DIP			Linear	
24" x 20' MJ DIP			Material	
DIP Install Labor			Labor	

Site Utility—Water Assemblies – Continued

Name	Description	Division	Type	Color
Valves			Folder	
Valve Box Ring and Lid			Count	
Valve Box Ring and Lid			Material	
Valve Box Install Labor			Labor	
Gate Valves			Folder	
Wedge Gate Valves			Folder	
2" Resilient Wedge Gate Valve			Count	
2" Resilient Wedge Gate Valve			Material	
Valve Installation Labor			Labor	
4" Resilient Wedge Gate Valve			Count	
4" Resilient Wedge Gate Valve			Material	
Valve Installation Labor			Labor	
6" Resilient Wedge Gate Valve			Count	
6" Resilient Wedge Gate Valve			Material	
Valve Installation Labor			Labor	
8" Resilient Wedge Gate Valve			Count	
8" Resilient Wedge Gate Valve			Material	
Valve Installation Labor			Labor	
10" Resilient Wedge Gate Valve			Count	
10" Resilient Wedge Gate Valve			Material	
Valve Installation Labor			Labor	
12" Resilient Wedge Gate Valve			Count	
12" Resilient Wedge Gate Valve			Material	
Valve Installation Labor			Labor	
14" Resilient Wedge Gate Valve			Count	
14" Resilient Wedge Gate Valve			Material	
Valve Installation Labor			Labor	
16" Resilient Wedge Gate Valve			Count	
16" Resilient Wedge Gate Valve			Material	
Valve Installation Labor			Labor	
18" Resilient Wedge Gate Valve			Count	
18" Resilient Wedge Gate Valve			Material	
Valve Installation Labor			Labor	
20" Resilient Wedge Gate Valve			Count	
20" Resilient Wedge Gate Valve			Material	
Valve Installation Labor			Labor	
22" Resilient Wedge Gate Valve			Count	
22" Resilient Wedge Gate Valve			Material	
Valve Installation Labor			Labor	
24" Resilient Wedge Gate Valve			Count	
24" Resilient Wedge Gate Valve			Material	
Valve Installation Labor			Labor	

Site Utility—Water Assemblies – Continued

Name	Description	Division	Type	Color
[-] Double Disc Gate Valve			Folder	Black
[-] 2" Double Disc Gate Valve			Count	Purple
2" Double Disc Gate Valve			Material	
Valve Installation Labor			Labor	
[-] 4" Double Disc Gate Valve			Count	Dark Blue
4" Double Disc Gate Valve			Material	
Valve Installation Labor			Labor	
[-] 6" Double Disc Gate Valve			Count	Olive Green
6" Double Disc Gate Valve			Material	
Valve Installation Labor			Labor	
[-] 8" Double Disc Gate Valve			Count	Green
8" Double Disc Gate Valve			Material	
Valve Installation Labor			Labor	
[-] 10" Double Disc Gate Valve			Count	Dark Red
10" Double Disc Gate Valve			Material	
Valve Installation Labor			Labor	
[-] 12" Double Disc Gate Valve			Count	Cyan
12" Double Disc Gate Valve			Material	
Valve Installation Labor			Labor	
[-] 14" Double Disc Gate Valve			Count	Magenta
14" Double Disc Gate Valve			Material	
Valve Installation Labor			Labor	
[-] 16" Double Disc Gate Valve			Count	Blue
16" Double Disc Gate Valve			Material	
Valve Installation Labor			Labor	
[-] 18" Double Disc Gate Valve			Count	Yellow
18" Double Disc Gate Valve			Material	
Valve Installation Labor			Labor	
[-] 20" Double Disc Gate Valve			Count	Bright Green
20" Double Disc Gate Valve			Material	
Valve Installation Labor			Labor	
[-] 22" Double Disc Gate Valve			Count	Red
22" Double Disc Gate Valve			Material	
Valve Installation Labor			Labor	
[-] 24" Double Disc Gate Valve			Count	Teal
24" Double Disc Gate Valve			Material	
Valve Installation Labor			Labor	

Site Utility—Water Assemblies – Continued

Name	Description	Division	Type	Color
[-] Butterfly Valves			Folder	
[-] 2" Butterfly Valve			Count	
2" Butterfly Valve			Material	
Valve Installation Labor			Labor	
[-] 4" Butterfly Valve			Count	
4" Butterfly Valve			Material	
Valve Installation Labor			Labor	
[-] 6" Butterfly Valve			Count	
6" Butterfly Valve			Material	
Valve Installation Labor			Labor	
[-] 8" Butterfly Valve			Count	
8" Butterfly Valve			Material	
Valve Installation Labor			Labor	
[-] 10" Butterfly Valve			Count	
10" Butterfly Valve			Material	
Valve Installation Labor			Labor	
[-] 12" Butterfly Valve			Count	
12" Butterfly Valve			Material	
Valve Installation Labor			Labor	
[-] 14" Butterfly Valve			Count	
14" Butterfly Valve			Material	
Valve Installation Labor			Labor	
[-] 16" Butterfly Valve			Count	
16" Butterfly Valve			Material	
Valve Installation Labor			Labor	
[-] 18" Butterfly Valve			Count	
18" Butterfly Valve			Material	
Valve Installation Labor			Labor	
[-] 20" Butterfly Valve			Count	
20" Butterfly Valve			Material	
Valve Installation Labor			Labor	
[-] 22" Butterfly Valve			Count	
22" Butterfly Valve			Material	
Valve Installation Labor			Labor	
[-] 24" Butterfly Valve			Count	
24" Butterfly Valve			Material	
Valve Installation Labor			Labor	

Site Utility—Water Assemblies – Continued

Name	Description	Division	Type	Color
[-] Check Valves			Folder	
[-] 2" Check Valve			Count	
2" Check Valve			Material	
Valve Installation Labor			Labor	
[-] 4" Check Valve			Count	
4" Check Valve			Material	
Valve Installation Labor			Labor	
[-] 6" Check Valve			Count	
6" Check Valve			Material	
Valve Installation Labor			Labor	
[-] 8" Check Valve			Count	
8" Check Valve			Material	
Valve Installation Labor			Labor	
[-] 10" Check Valve			Count	
10" Check Valve			Material	
Valve Installation Labor			Labor	
[-] 12" Check Valve			Count	
12" Check Valve			Material	
Valve Installation Labor			Labor	
[-] 14" Check Valve			Count	
14" Check Valve			Material	
Valve Installation Labor			Labor	
[-] 16" Check Valve			Count	
16" Check Valve			Material	
Valve Installation Labor			Labor	
[-] 18" Check Valve			Count	
18" Check Valve			Material	
Valve Installation Labor			Labor	
[-] 20" Check Valve			Count	
20" Check Valve			Material	
Valve Installation Labor			Labor	
[-] 22" Check Valve			Count	
22" Check Valve			Material	
Valve Installation Labor			Labor	
[-] 24" Check Valve			Count	
24" Check Valve			Material	
Valve Installation Labor			Labor	

Site Utility—Water Assemblies – Continued

Name	Description	Division	Type	Color
EPV (Eccentric Plug Valves)			Folder	
2" Eccentric Plug Valve			Count	
2" Eccentric Plug Valve			Material	
Valve Installation Labor			Labor	
4" Eccentric Plug Valve			Count	
4" Eccentric Plug Valve			Material	
Valve Installation Labor			Labor	
6" Eccentric Plug Valve			Count	
6" Eccentric Plug Valve			Material	
Valve Installation Labor			Labor	
8" Eccentric Plug Valve			Count	
8" Eccentric Plug Valve			Material	
Valve Installation Labor			Labor	
10" Eccentric Plug Valve			Count	
10" Eccentric Plug Valve			Material	
Valve Installation Labor			Labor	
12" Eccentric Plug Valve			Count	
12" Eccentric Plug Valve			Material	
Valve Installation Labor			Labor	
14" Eccentric Plug Valve			Count	
14" Eccentric Plug Valve			Material	
Valve Installation Labor			Labor	
16" Eccentric Plug Valve			Count	
16" Eccentric Plug Valve			Material	
Valve Installation Labor			Labor	
18" Eccentric Plug Valve			Count	
18" Eccentric Plug Valve			Material	
Valve Installation Labor			Labor	
20" Eccentric Plug Valve			Count	
20" Eccentric Plug Valve			Material	
Valve Installation Labor			Labor	
22" Eccentric Plug Valve			Count	
22" Eccentric Plug Valve			Material	
Valve Installation Labor			Labor	
24" Eccentric Plug Valve			Count	
24" Eccentric Plug Valve			Material	
Valve Installation Labor			Labor	

Site Utility—Water Assemblies – Continued

Name	Description	Division	Type	Color
[-] Fittings			Folder	Black
[-] PVC			Folder	Black
[-] Bends			Folder	Black
[-] 5-5/8 Deg. Bend			Folder	Black
[-] 4" 5-5/8 Deg. G x G PVC Bend			Count	Magenta
[-] 4" 5-5/8 Deg. G x G PVC Bend			Material	
[-] Fitting Installation Labor			Labor	
[-] 6" 5-5/8 Deg. G x G PVC Bend			Count	Blue
[-] 6" 5-5/8 Deg. G x G PVC Bend			Material	
[-] Fitting Installation Labor			Labor	
[-] 8" 5-5/8 Deg. G x G PVC Bend			Count	Yellow
[-] 8" 5-5/8 Deg. G x G PVC Bend			Material	
[-] Fitting Installation Labor			Labor	
[-] 10" 5-5/8 Deg. G x G PVC Bend			Count	Green
[-] 10" 5-5/8 Deg. G x G PVC Bend			Material	
[-] Fitting Installation Labor			Labor	
[-] 12" 5-5/8 Deg. G x G PVC Bend			Count	Red
[-] 12" 5-5/8 Deg. G x G PVC Bend			Material	
[-] Fitting Installation Labor			Labor	
[-] 14" 5-5/8 Deg. G x G PVC Bend			Count	Teal
[-] 14" 5-5/8 Deg. G x G PVC Bend			Material	
[-] Fitting Installation Labor			Labor	
[-] 11-1/4 Deg. Bend			Folder	Black
[-] 4" 11-1/4 Deg. G x G PVC Bend			Count	Purple
[-] 4" 11-1/4 Deg. G x G PVC Bend			Material	
[-] Fitting Installation Labor			Labor	
[-] 6" 11-1/4 Deg. G x G PVC Bend			Count	Dark Blue
[-] 6" 11-1/4 Deg. G x G PVC Bend			Material	
[-] Fitting Installation Labor			Labor	
[-] 8" 11-1/4 Deg. G x G PVC Bend			Count	Olive
[-] 8" 11-1/4 Deg. G x G PVC Bend			Material	
[-] Fitting Installation Labor			Labor	
[-] 10" 11-1/4 Deg. G x G PVC Bend			Count	Dark Green
[-] 10" 11-1/4 Deg. G x G PVC Bend			Material	
[-] Fitting Installation Labor			Labor	
[-] 12" 11-1/4 Deg. G x G PVC Bend			Count	Dark Red
[-] 12" 11-1/4 Deg. G x G PVC Bend			Material	
[-] Fitting Installation Labor			Labor	
[-] 14" 11-1/4 Deg. G x G PVC Bend			Count	Cyan
[-] 14" 11-1/4 Deg. G x G PVC Bend			Material	
[-] Fitting Installation Labor			Labor	

Site Utility—Water Assemblies – Continued

Name	Description	Division	Type	Color
22-1/2 Deg. Bend			Folder	
4" 22-1/2 Deg. G x G PVC Bend			Count	
4" 22-1/2 Deg. G x G PVC Bend			Material	
Fitting Installation Labor			Labor	
6" 22-1/2 Deg. G x G PVC Bend			Count	
6" 22-1/2 Deg. G x G PVC Bend			Material	
Fitting Installation Labor			Labor	
8" 22-1/2 Deg. G x G PVC Bend			Count	
8" 22-1/2 Deg. G x G PVC Bend			Material	
Fitting Installation Labor			Labor	
10" 22-1/2 Deg. G x G PVC Bend			Count	
10" 22-1/2 Deg. G x G PVC Bend			Material	
Fitting Installation Labor			Labor	
12" 22-1/2 Deg. G x G PVC Bend			Count	
12" 22-1/2 Deg. G x G PVC Bend			Material	
Fitting Installation Labor			Labor	
14" 22-1/2 Deg. G x G PVC Bend			Count	
14" 22-1/2 Deg. G x G PVC Bend			Material	
Fitting Installation Labor			Labor	
30 Deg. Bend			Folder	
4" 30 Deg. G x G PVC Bend			Count	
4" 30 Deg. G x G PVC Bend			Material	
Fitting Installation Labor			Labor	
6" 30 Deg. G x G PVC Bend			Count	
6" 30 Deg. G x G PVC Bend			Material	
Fitting Installation Labor			Labor	
8" 30 Deg. G x G PVC Bend			Count	
8" 30 Deg. G x G PVC Bend			Material	
Fitting Installation Labor			Labor	
10" 30 Deg. G x G PVC Bend			Count	
10" 30 Deg. G x G PVC Bend			Material	
Fitting Installation Labor			Labor	
12" 30 Deg. G x G PVC Bend			Count	
12" 30 Deg. G x G PVC Bend			Material	
Fitting Installation Labor			Labor	
14" 30 Deg. G x G PVC Bend			Count	
14" 30 Deg. G x G PVC Bend			Material	
Fitting Installation Labor			Labor	

Site Utility—Water Assemblies – Continued

Name	Description	Division	Type	Color
45 Deg. Bend			Folder	
4" 45 Deg. G x G PVC Bend			Count	
4" 45 Deg. G x G PVC Bend			Material	
Fitting Installation Labor			Labor	
6" 45 Deg. G x G PVC Bend			Count	
6" 45 Deg. G x G PVC Bend			Material	
Fitting Installation Labor			Labor	
8" 45 Deg. G x G PVC Bend			Count	
8" 45 Deg. G x G PVC Bend			Material	
Fitting Installation Labor			Labor	
10" 45 Deg. G x G PVC Bend			Count	
10" 45 Deg. G x G PVC Bend			Material	
Fitting Installation Labor			Labor	
12" 45 Deg. G x G PVC Bend			Count	
12" 45 Deg. G x G PVC Bend			Material	
Fitting Installation Labor			Labor	
14" 45 Deg. G x G PVC Bend			Count	
14" 45 Deg. G x G PVC Bend			Material	
Fitting Installation Labor			Labor	
60 Deg. Bend			Folder	
4" 60 Deg. G x G PVC Bend			Count	
4" 60 Deg. G x G PVC Bend			Material	
Fitting Installation Labor			Labor	
6" 60 Deg. G x G PVC Bend			Count	
6" 60 Deg. G x G PVC Bend			Material	
Fitting Installation Labor			Labor	
8" 60 Deg. G x G PVC Bend			Count	
8" 60 Deg. G x G PVC Bend			Material	
Fitting Installation Labor			Labor	
10" 60 Deg. G x G PVC Bend			Count	
10" 60 Deg. G x G PVC Bend			Material	
Fitting Installation Labor			Labor	
12" 60 Deg. G x G PVC Bend			Count	
12" 60 Deg. G x G PVC Bend			Material	
Fitting Installation Labor			Labor	
14" 60 Deg. G x G PVC Bend			Count	
14" 60 Deg. G x G PVC Bend			Material	
Fitting Installation Labor			Labor	

Site Utility—Water Assemblies – Continued

Name	Description	Division	Type	Color
90 Deg. Bend			Folder	
4" 90 Deg. G x G PVC Bend			Count	
4" 90 Deg. G x G PVC Bend			Material	
Fitting Installation Labor			Labor	
6" 90 Deg. G x G PVC Bend			Count	
6" 90 Deg. G x G PVC Bend			Material	
Fitting Installation Labor			Labor	
8" 90 Deg. G x G PVC Bend			Count	
8" 90 Deg. G x G PVC Bend			Material	
Fitting Installation Labor			Labor	
10" 90 Deg. G x G PVC Bend			Count	
10" 90 Deg. G x G PVC Bend			Material	
Fitting Installation Labor			Labor	
12" 90 Deg. G x G PVC Bend			Count	
12" 90 Deg. G x G PVC Bend			Material	
Fitting Installation Labor			Labor	
14" 90 Deg. G x G PVC Bend			Count	
14" 90 Deg. G x G PVC Bend			Material	
Fitting Installation Labor			Labor	

Site Utility—Water Assemblies – Continued

Name	Description	Division	Type	Color
Wyes			Folder	
4x4 WYE SCH 40 PVC G x G			Count	
4x4 WYE SCH 40 PVC G x G			Material	
Fitting Installation Labor			Labor	
6x4 WYE SCH 40 PVC G x G			Count	
6x4 WYE SCH 40 PVC G x G			Material	
Fitting Installation Labor			Labor	
6x6 WYE SCH 40 PVC G x G			Count	
6x6 WYE SCH 40 PVC G x G			Material	
Fitting Installation Labor			Labor	
8x4 WYE SCH 40 PVC G x G			Count	
8x4 WYE SCH 40 PVC G x G			Material	
Fitting Installation Labor			Labor	
8x6 WYE SCH 40 PVC G x G			Count	
8x6 WYE SCH 40 PVC G x G			Material	
Fitting Installation Labor			Labor	
8x8 WYE SCH 40 PVC G x G			Count	
8x8 WYE SCH 40 PVC G x G			Material	
Fitting Installation Labor			Labor	
10x4 WYE SCH 40 PVC G x G			Count	
10x4 WYE SCH 40 PVC G x G			Material	
Fitting Installation Labor			Labor	
10x6 WYE SCH 40 PVC G x G			Count	
10x6 WYE SCH 40 PVC G x G			Material	
Fitting Installation Labor			Labor	
10x8 WYE SCH 40 PVC G x G			Count	
10x8 WYE SCH 40 PVC G x G			Material	
Fitting Installation Labor			Labor	
10x10 WYE SCH 40 PVC G x G			Count	
10x10 WYE SCH 40 PVC G x G			Material	
Fitting Installation Labor			Labor	
12x4 WYE SCH 40 PVC G x G			Count	
12x4 WYE SCH 40 PVC G x G			Material	
Fitting Installation Labor			Labor	
12x6 WYE SCH 40 PVC G x G			Count	
12x6 WYE SCH 40 PVC G x G			Material	
Fitting Installation Labor			Labor	
12x8 WYE SCH 40 PVC G x G			Count	
12x8 WYE SCH 40 PVC G x G			Material	
Fitting Installation Labor			Labor	
12x10 WYE SCH 40 PVC G x G			Count	
12x10 WYE SCH 40 PVC G x G			Material	
Fitting Installation Labor			Labor	
12x12 WYE SCH 40 PVC G x G			Count	
12x12 WYE SCH 40 PVC G x G			Material	
Fitting Installation Labor			Labor	

Site Utility—Water Assemblies – Continued

Name	Description	Division	Type	Color
Tees			Folder	
4x4 TEE SCH 40 PVC G x G			Count	
4x4 TEE SCH 40 PVC G x G			Material	
Fitting Installation Labor			Labor	
6x4 TEE SCH 40 PVC G x G			Count	
6x4 TEE SCH 40 PVC G x G			Material	
Fitting Installation Labor			Labor	
6x6 TEE SCH 40 PVC G x G			Count	
6x6 TEE SCH 40 PVC G x G			Material	
Fitting Installation Labor			Labor	
8x4 TEE SCH 40 PVC G x G			Count	
8x4 TEE SCH 40 PVC G x G			Material	
Fitting Installation Labor			Labor	
8x6 TEE SCH 40 PVC G x G			Count	
8x6 TEE SCH 40 PVC G x G			Material	
Fitting Installation Labor			Labor	
8x8 TEE SCH 40 PVC G x G			Count	
8x8 TEE SCH 40 PVC G x G			Material	
Fitting Installation Labor			Labor	
10x4 TEE SCH 40 PVC G x G			Count	
10x4 TEE SCH 40 PVC G x G			Material	
Fitting Installation Labor			Labor	
10x6 TEE SCH 40 PVC G x G			Count	
10x6 TEE SCH 40 PVC G x G			Material	
Fitting Installation Labor			Labor	
10x8 TEE SCH 40 PVC G x G			Count	
10x8 TEE SCH 40 PVC G x G			Material	
Fitting Installation Labor			Labor	
10x10 TEE SCH 40 PVC G x G			Count	
10x10 TEE SCH 40 PVC G x G			Material	
Fitting Installation Labor			Labor	
12x4 TEE SCH 40 PVC G x G			Count	
12x4 TEE SCH 40 PVC G x G			Material	
Fitting Installation Labor			Labor	
12x6 TEE SCH 40 PVC G x G			Count	
12x6 TEE SCH 40 PVC G x G			Material	
Fitting Installation Labor			Labor	
12x8 TEE SCH 40 PVC G x G			Count	
12x8 TEE SCH 40 PVC G x G			Material	
Fitting Installation Labor			Labor	
12x10 TEE SCH 40 PVC G x G			Count	
12x10 TEE SCH 40 PVC G x G			Material	
Fitting Installation Labor			Labor	
12x12 TEE SCH 40 PVC G x G			Count	
12x12 TEE SCH 40 PVC G x G			Material	
Fitting Installation Labor			Labor	

Site Utility—Water Assemblies – Continued

Name	Description	Division	Type	Color
[-] Crosses			Folder	
[-] 4x4 CROSS SCH 40 PVC G x G			Count	Green
[-] 4x4 CROSS SCH 40 PVC G x G			Material	
[-] Fitting Installation Labor			Labor	
[-] 6x4 CROSS SCH 40 PVC G x G			Count	Red
[-] 6x4 CROSS SCH 40 PVC G x G			Material	
[-] Fitting Installation Labor			Labor	
[-] 6x6 CROSS SCH 40 PVC G x G			Count	Teal
[-] 6x6 CROSS SCH 40 PVC G x G			Material	
[-] Fitting Installation Labor			Labor	
[-] 8x4 CROSS SCH 40 PVC G x G			Count	Purple
[-] 8x4 CROSS SCH 40 PVC G x G			Material	
[-] Fitting Installation Labor			Labor	
[-] 8x6 CROSS SCH 40 PVC G x G			Count	Blue
[-] 8x6 CROSS SCH 40 PVC G x G			Material	
[-] Fitting Installation Labor			Labor	
[-] 8x8 CROSS SCH 40 PVC G x G			Count	Olive
[-] 8x8 CROSS SCH 40 PVC G x G			Material	
[-] Fitting Installation Labor			Labor	
[-] 10x4 CROSS SCH 40 PVC G x G			Count	Dark Green
[-] 10x4 CROSS SCH 40 PVC G x G			Material	
[-] Fitting Installation Labor			Labor	
[-] 10x6 CROSS SCH 40 PVC G x G			Count	Dark Red
[-] 10x6 CROSS SCH 40 PVC G x G			Material	
[-] Fitting Installation Labor			Labor	
[-] 10x8 CROSS SCH 40 PVC G x G			Count	Cyan
[-] 10x8 CROSS SCH 40 PVC G x G			Material	
[-] Fitting Installation Labor			Labor	
[-] 10x10 CROSS SCH 40 PVC G x G			Count	Magenta
[-] 10x10 CROSS SCH 40 PVC G x G			Material	
[-] Fitting Installation Labor			Labor	
[-] 12x4 CROSS SCH 40 PVC G x G			Count	Blue
[-] 12x4 CROSS SCH 40 PVC G x G			Material	
[-] Fitting Installation Labor			Labor	
[-] 12x6 CROSS SCH 40 PVC G x G			Count	Yellow
[-] 12x6 CROSS SCH 40 PVC G x G			Material	
[-] Fitting Installation Labor			Labor	
[-] 12x8 CROSS SCH 40 PVC G x G			Count	Light Green
[-] 12x8 CROSS SCH 40 PVC G x G			Material	
[-] Fitting Installation Labor			Labor	
[-] 12x10 CROSS SCH 40 PVC G x G			Count	Red
[-] 12x10 CROSS SCH 40 PVC G x G			Material	
[-] Fitting Installation Labor			Labor	
[-] 12x12 CROSS SCH 40 PVC G x G			Count	Teal
[-] 12x12 CROSS SCH 40 PVC G x G			Material	
[-] Fitting Installation Labor			Labor	

Site Utility—Water Assemblies – Continued

Name	Description	Division	Type	Color
Reducers			Folder	
6x4 PVC Concentric Reducer GxG			Count	
6x4 PVC Concentric Reducer GxG			Material	
Fitting Installation Labor			Labor	
8x4 PVC Concentric Reducer GxG			Count	
8x4 PVC Concentric Reducer GxG			Material	
Fitting Installation Labor			Labor	
8x6 PVC Concentric Reducer GxG			Count	
8x6 PVC Concentric Reducer GxG			Material	
Fitting Installation Labor			Labor	
10x4 PVC Concentric Reducer GxG			Count	
10x4 PVC Concentric Reducer GxG			Material	
Fitting Installation Labor			Labor	
10x6 PVC Concentric Reducer GxG			Count	
10x6 PVC Concentric Reducer GxG			Material	
Fitting Installation Labor			Labor	
10x8 PVC Concentric Reducer GxG			Count	
10x8 PVC Concentric Reducer GxG			Material	
Fitting Installation Labor			Labor	
12x4 PVC Concentric Reducer GxG			Count	
12x4 PVC Concentric Reducer GxG			Material	
Fitting Installation Labor			Labor	
12x6 PVC Concentric Reducer GxG			Count	
12x6 PVC Concentric Reducer GxG			Material	
Fitting Installation Labor			Labor	
12x8 PVC Concentric Reducer GxG			Count	
12x8 PVC Concentric Reducer GxG			Material	
Fitting Installation Labor			Labor	
12x10 PVC Concentric Reducer GxG			Count	
12x10 PVC Concentric Reducer GxG			Material	
Fitting Installation Labor			Labor	

Site Utility—Water Assemblies – Continued

Name	Description	Division	Type	Color
Plugs and Caps			Folder	
4" PVC PLUG SCH 40 G			Count	
4" PVC PLUG SCH 40 G			Material	
Fitting Installation Labor			Labor	
6" PVC PLUG SCH 40 G			Count	
6" PVC PLUG SCH 40 G			Material	
Fitting Installation Labor			Labor	
8" PVC PLUG SCH 40 G			Count	
8" PVC PLUG SCH 40 G			Material	
Fitting Installation Labor			Labor	
10" PVC PLUG SCH 40 G			Count	
10" PVC PLUG SCH 40 G			Material	
Fitting Installation Labor			Labor	
12" PVC PLUG SCH 40 G			Count	
12" PVC PLUG SCH 40 G			Material	
Fitting Installation Labor			Labor	
14" PVC PLUG SCH 40 G			Count	
14" PVC PLUG SCH 40 G			Material	
Fitting Installation Labor			Labor	
16" PVC PLUG SCH 40 G			Count	
16" PVC PLUG SCH 40 G			Material	
Fitting Installation Labor			Labor	
18" PVC PLUG SCH 40 G			Count	
18" PVC PLUG SCH 40 G			Material	
Fitting Installation Labor			Labor	
20" PVC PLUG SCH 40 G			Count	
20" PVC PLUG SCH 40 G			Material	
Fitting Installation Labor			Labor	
22" PVC PLUG SCH 40 G			Count	
22" PVC PLUG SCH 40 G			Material	
Fitting Installation Labor			Labor	
24" PVC PLUG SCH 40 G			Count	
24" PVC PLUG SCH 40 G			Material	
Fitting Installation Labor			Labor	

Site Utility—Water Assemblies – Continued

Name	Description	Division	Type	Color
[-] DIP			Folder	Black
[-] Bends			Folder	Black
[-] 5-5/8 Deg. Bend			Folder	Black
[-] 4" 5-5/8 Deg. MJ x MJ DIP Bend			Count	Magenta
4" 5-5/8 Deg. MJ x MJ DIP Bend			Material	
Fitting Installation Labor			Labor	
[-] 6" 5-5/8 Deg. MJ x MJ DIP Bend			Count	Blue
6" 5-5/8 Deg. MJ x MJ DIP Bend			Material	
Fitting Installation Labor			Labor	
[-] 8" 5-5/8 Deg. MJ x MJ DIP Bend			Count	Yellow
8" 5-5/8 Deg. MJ x MJ DIP Bend			Material	
Fitting Installation Labor			Labor	
[-] 10" 5-5/8 Deg. MJ x MJ DIP Bend			Count	Green
10" 5-5/8 Deg. MJ x MJ DIP Bend			Material	
Fitting Installation Labor			Labor	
[-] 12" 5-5/8 Deg. MJ x MJ DIP Bend			Count	Red
12" 5-5/8 Deg. MJ x MJ DIP Bend			Material	
Fitting Installation Labor			Labor	
[-] 14" 5-5/8 Deg. MJ x MJ DIP Bend			Count	Teal
14" 5-5/8 Deg. MJ x MJ DIP Bend			Material	
Fitting Installation Labor			Labor	
[-] 11-1/4 Deg. Bend			Folder	Black
[-] 4" 11-1/4 Deg. MJ x MJ DIP Bend			Count	Purple
4" 11-1/4 Deg. MJ x MJ DIP Bend			Material	
Fitting Installation Labor			Labor	
[-] 6" 11-1/4 Deg. MJ x MJ DIP Bend			Count	Dark Blue
6" 11-1/4 Deg. MJ x MJ DIP Bend			Material	
Fitting Installation Labor			Labor	
[-] 8" 11-1/4 Deg. MJ x MJ DIP Bend			Count	Olive
8" 11-1/4 Deg. MJ x MJ DIP Bend			Material	
Fitting Installation Labor			Labor	
[-] 10" 11-1/4 Deg. MJ x MJ DIP Bend			Count	Dark Green
10" 11-1/4 Deg. MJ x MJ DIP Bend			Material	
Fitting Installation Labor			Labor	
[-] 12" 11-1/4 Deg. MJ x MJ DIP Bend			Count	Dark Red
12" 11-1/4 Deg. MJ x MJ DIP Bend			Material	
Fitting Installation Labor			Labor	
[-] 14" 11-1/4 Deg. MJ x MJ DIP Bend			Count	Cyan
14" 11-1/4 Deg. MJ x MJ DIP Bend			Material	
Fitting Installation Labor			Labor	

Site Utility—Water Assemblies – Continued

Name	Description	Division	Type	Color
22-1/2 Deg. Bend			Folder	
4" 22-1/2 Deg. MJ x MJ DIP Bend			Count	
4" 22-1/2 Deg. MJ x MJ DIP Bend			Material	
Fitting Installation Labor			Labor	
6" 22-1/2 Deg. MJ x MJ DIP Bend			Count	
6" 22-1/2 Deg. MJ x MJ DIP Bend			Material	
Fitting Installation Labor			Labor	
8" 22-1/2 Deg. MJ x MJ DIP Bend			Count	
8" 22-1/2 Deg. MJ x MJ DIP Bend			Material	
Fitting Installation Labor			Labor	
10" 22-1/2 Deg. MJ x MJ DIP Bend			Count	
10" 22-1/2 Deg. MJ x MJ DIP Bend			Material	
Fitting Installation Labor			Labor	
12" 22-1/2 Deg. MJ x MJ DIP Bend			Count	
12" 22-1/2 Deg. MJ x MJ DIP Bend			Material	
Fitting Installation Labor			Labor	
14" 22-1/2 Deg. MJ x MJ DIP Bend			Count	
14" 22-1/2 Deg. MJ x MJ DIP Bend			Material	
Fitting Installation Labor			Labor	
30 Deg. Bend			Folder	
4" 30 Deg. MJ x MJ DIP Bend			Count	
4" 30 Deg. MJ x MJ DIP Bend			Material	
Fitting Installation Labor			Labor	
6" 30 Deg. MJ x MJ DIP Bend			Count	
6" 30 Deg. MJ x MJ DIP Bend			Material	
Fitting Installation Labor			Labor	
8" 30 Deg. MJ x MJ DIP Bend			Count	
8" 30 Deg. MJ x MJ DIP Bend			Material	
Fitting Installation Labor			Labor	
10" 30 Deg. MJ x MJ DIP Bend			Count	
10" 30 Deg. MJ x MJ DIP Bend			Material	
Fitting Installation Labor			Labor	
12" 30 Deg. MJ x MJ DIP Bend			Count	
12" 30 Deg. MJ x MJ DIP Bend			Material	
Fitting Installation Labor			Labor	
14" 30 Deg. MJ x MJ DIP Bend			Count	
14" 30 Deg. MJ x MJ DIP Bend			Material	
Fitting Installation Labor			Labor	

Site Utility—Water Assemblies – Continued

Name	Description	Division	Type	Color
45 Deg. Bend			Folder	
4" 45 Deg. MJ x MJ DIP Bend			Count	
4" 45 Deg. MJ x MJ DIP Bend			Material	
Fitting Installation Labor			Labor	
6" 45 Deg. MJ x MJ DIP Bend			Count	
6" 45 Deg. MJ x MJ DIP Bend			Material	
Fitting Installation Labor			Labor	
8" 45 Deg. MJ x MJ DIP Bend			Count	
8" 45 Deg. MJ x MJ DIP Bend			Material	
Fitting Installation Labor			Labor	
10" 45 Deg. MJ x MJ DIP Bend			Count	
10" 45 Deg. MJ x MJ DIP Bend			Material	
Fitting Installation Labor			Labor	
12" 45 Deg. MJ x MJ DIP Bend			Count	
12" 45 Deg. MJ x MJ DIP Bend			Material	
Fitting Installation Labor			Labor	
14" 45 Deg. MJ x MJ DIP Bend			Count	
14" 45 Deg. MJ x MJ DIP Bend			Material	
Fitting Installation Labor			Labor	
60 Deg. Bend			Folder	
4" 60 Deg. MJ x MJ DIP Bend			Count	
4" 60 Deg. MJ x MJ DIP Bend			Material	
Fitting Installation Labor			Labor	
6" 60 Deg. MJ x MJ DIP Bend			Count	
6" 60 Deg. MJ x MJ DIP Bend			Material	
Fitting Installation Labor			Labor	
8" 60 Deg. MJ x MJ DIP Bend			Count	
8" 60 Deg. MJ x MJ DIP Bend			Material	
Fitting Installation Labor			Labor	
10" 60 Deg. MJ x MJ DIP Bend			Count	
10" 60 Deg. MJ x MJ DIP Bend			Material	
Fitting Installation Labor			Labor	
12" 60 Deg. MJ x MJ DIP Bend			Count	
12" 60 Deg. MJ x MJ DIP Bend			Material	
Fitting Installation Labor			Labor	
14" 60 Deg. MJ x MJ DIP Bend			Count	
14" 60 Deg. MJ x MJ DIP Bend			Material	
Fitting Installation Labor			Labor	

Site Utility—Water Assemblies – Continued

Name	Description	Division	Type	Color
90 Deg. Bend			Folder	
4" 90 Deg. MJ x MJ DIP Bend			Count	
4" 90 Deg. MJ x MJ DIP Bend			Material	
Fitting Installation Labor			Labor	
6" 90 Deg. MJ x MJ DIP Bend			Count	
6" 90 Deg. MJ x MJ DIP Bend			Material	
Fitting Installation Labor			Labor	
8" 90 Deg. MJ x MJ DIP Bend			Count	
8" 90 Deg. MJ x MJ DIP Bend			Material	
Fitting Installation Labor			Labor	
10" 90 Deg. MJ x MJ DIP Bend			Count	
10" 90 Deg. MJ x MJ DIP Bend			Material	
Fitting Installation Labor			Labor	
12" 90 Deg. MJ x MJ DIP Bend			Count	
12" 90 Deg. MJ x MJ DIP Bend			Material	
Fitting Installation Labor			Labor	
14" 90 Deg. MJ x MJ DIP Bend			Count	
14" 90 Deg. MJ x MJ DIP Bend			Material	
Fitting Installation Labor			Labor	

Site Utility—Water Assemblies – Continued

Name	Description	Division	Type	Color
Wyes			Folder	
4x4 WYE SCH 40 DIP MJ x MJ			Count	Green
4x4 WYE SCH 40 DIP MJ x MJ			Material	
Fitting Installation Labor			Labor	
6x4 WYE SCH 40 DIP MJ x MJ			Count	Red
6x4 WYE SCH 40 DIP MJ x MJ			Material	
Fitting Installation Labor			Labor	
6x6 WYE SCH 40 DIP MJ x MJ			Count	Cyan
6x6 WYE SCH 40 DIP MJ x MJ			Material	
Fitting Installation Labor			Labor	
8x4 WYE SCH 40 DIP MJ x MJ			Count	Magenta
8x4 WYE SCH 40 DIP MJ x MJ			Material	
Fitting Installation Labor			Labor	
8x6 WYE SCH 40 DIP MJ x MJ			Count	Blue
8x6 WYE SCH 40 DIP MJ x MJ			Material	
Fitting Installation Labor			Labor	
8x8 WYE SCH 40 DIP MJ x MJ			Count	Yellow
8x8 WYE SCH 40 DIP MJ x MJ			Material	
Fitting Installation Labor			Labor	
10x4 WYE SCH 40 DIP MJ x MJ			Count	Light Green
10x4 WYE SCH 40 DIP MJ x MJ			Material	
Fitting Installation Labor			Labor	
10x6 WYE SCH 40 DIP MJ x MJ			Count	Red
10x6 WYE SCH 40 DIP MJ x MJ			Material	
Fitting Installation Labor			Labor	
10x8 WYE SCH 40 DIP MJ x MJ			Count	Teal
10x8 WYE SCH 40 DIP MJ x MJ			Material	
Fitting Installation Labor			Labor	
10x10 WYE SCH 40 DIP MJ x MJ			Count	Purple
10x10 WYE SCH 40 DIP MJ x MJ			Material	
Fitting Installation Labor			Labor	
12x4 WYE SCH 40 DIP MJ x MJ			Count	Dark Blue
12x4 WYE SCH 40 DIP MJ x MJ			Material	
Fitting Installation Labor			Labor	
12x6 WYE SCH 40 DIP MJ x MJ			Count	Olive
12x6 WYE SCH 40 DIP MJ x MJ			Material	
Fitting Installation Labor			Labor	
12x8 WYE SCH 40 DIP MJ x MJ			Count	Green
12x8 WYE SCH 40 DIP MJ x MJ			Material	
Fitting Installation Labor			Labor	
12x10 WYE SCH 40 DIP MJ x MJ			Count	Red
12x10 WYE SCH 40 DIP MJ x MJ			Material	
Fitting Installation Labor			Labor	
12x12 WYE SCH 40 DIP MJ x MJ			Count	Cyan
12x12 WYE SCH 40 DIP MJ x MJ			Material	
Fitting Installation Labor			Labor	

Site Utility—Water Assemblies – Continued

Name	Description	Division	Type	Color
Tees			Folder	
4x4 TEE SCH 40 DIP MJ x MJ			Count	
4x4 TEE SCH 40 DIP MJ x MJ			Material	
Fitting Installation Labor			Labor	
6x4 TEE SCH 40 DIP MJ x MJ			Count	
6x4 TEE SCH 40 DIP MJ x MJ			Material	
Fitting Installation Labor			Labor	
6x6 TEE SCH 40 DIP MJ x MJ			Count	
6x6 TEE SCH 40 DIP MJ x MJ			Material	
Fitting Installation Labor			Labor	
8x4 TEE SCH 40 DIP MJ x MJ			Count	
8x4 TEE SCH 40 DIP MJ x MJ			Material	
Fitting Installation Labor			Labor	
8x6 TEE SCH 40 DIP MJ x MJ			Count	
8x6 TEE SCH 40 DIP MJ x MJ			Material	
Fitting Installation Labor			Labor	
8x8 TEE SCH 40 DIP MJ x MJ			Count	
8x8 TEE SCH 40 DIP MJ x MJ			Material	
Fitting Installation Labor			Labor	
10x4 TEE SCH 40 DIP MJ x MJ			Count	
10x4 TEE SCH 40 DIP MJ x MJ			Material	
Fitting Installation Labor			Labor	
10x6 TEE SCH 40 DIP MJ x MJ			Count	
10x6 TEE SCH 40 DIP MJ x MJ			Material	
Fitting Installation Labor			Labor	
10x8 TEE SCH 40 DIP MJ x MJ			Count	
10x8 TEE SCH 40 DIP MJ x MJ			Material	
Fitting Installation Labor			Labor	
10x10 TEE SCH 40 DIP MJ x MJ			Count	
10x10 TEE SCH 40 DIP MJ x MJ			Material	
Fitting Installation Labor			Labor	
12x4 TEE SCH 40 DIP MJ x MJ			Count	
12x4 TEE SCH 40 DIP MJ x MJ			Material	
Fitting Installation Labor			Labor	
12x6 TEE SCH 40 DIP MJ x MJ			Count	
12x6 TEE SCH 40 DIP MJ x MJ			Material	
Fitting Installation Labor			Labor	
12x8 TEE SCH 40 DIP MJ x MJ			Count	
12x8 TEE SCH 40 DIP MJ x MJ			Material	
Fitting Installation Labor			Labor	
12x10 TEE SCH 40 DIP MJ x MJ			Count	
12x10 TEE SCH 40 DIP MJ x MJ			Material	
Fitting Installation Labor			Labor	
12x12 TEE SCH 40 DIP MJ x MJ			Count	
12x12 TEE SCH 40 DIP MJ x MJ			Material	
Fitting Installation Labor			Labor	

Site Utility—Water Assemblies – Continued

Name	Description	Division	Type	Color
Reducers			Folder	
6x4 DIP Concentric Reducer MJxMJ			Count	
6x4 DIP Concentric Reducer MJxMJ			Material	
Fitting Installation Labor			Labor	
8x4 DIP Concentric Reducer MJxMJ			Count	
8x4 DIP Concentric Reducer MJxMJ			Material	
Fitting Installation Labor			Labor	
8x6 DIP Concentric Reducer MJxMJ			Count	
8x6 DIP Concentric Reducer MJxMJ			Material	
Fitting Installation Labor			Labor	
10x4 DIP Concentric Reducer MJxMJ			Count	
10x4 DIP Concentric Reducer MJxMJ			Material	
Fitting Installation Labor			Labor	
10x6 DIP Concentric Reducer MJxMJ			Count	
10x6 DIP Concentric Reducer MJxMJ			Material	
Fitting Installation Labor			Labor	
10x8 DIP Concentric Reducer MJxMJ			Count	
10x8 DIP Concentric Reducer MJxMJ			Material	
Fitting Installation Labor			Labor	
12x4 DIP Concentric Reducer MJxMJ			Count	
12x4 DIP Concentric Reducer MJxMJ			Material	
Fitting Installation Labor			Labor	
12x6 DIP Concentric Reducer MJxMJ			Count	
12x6 DIP Concentric Reducer MJxMJ			Material	
Fitting Installation Labor			Labor	
12x8 DIP Concentric Reducer MJxMJ			Count	
12x8 DIP Concentric Reducer MJxMJ			Material	
Fitting Installation Labor			Labor	
12x10 DIP Concentric Reducer MJxMJ			Count	
12x10 DIP Concentric Reducer MJxMJ			Material	
Fitting Installation Labor			Labor	

Site Utility—Water Assemblies – Continued

Name	Description	Division	Type	Color
Plugs and Caps			Folder	
4" DIP PLUG SCH 40 MJ			Count	
4" DIP PLUG SCH 40 MJ			Material	
Fitting Installation Labor			Labor	
6" DIP PLUG SCH 40 MJ			Count	
6" DIP PLUG SCH 40 MJ			Material	
Fitting Installation Labor			Labor	
8" DIP PLUG SCH 40 MJ			Count	
8" DIP PLUG SCH 40 MJ			Material	
Fitting Installation Labor			Labor	
10" DIP PLUG SCH 40 MJ			Count	
10" DIP PLUG SCH 40 MJ			Material	
Fitting Installation Labor			Labor	
12" DIP PLUG SCH 40 MJ			Count	
12" DIP PLUG SCH 40 MJ			Material	
Fitting Installation Labor			Labor	
14" DIP PLUG SCH 40 MJ			Count	
14" DIP PLUG SCH 40 MJ			Material	
Fitting Installation Labor			Labor	
16" DIP PLUG SCH 40 MJ			Count	
16" DIP PLUG SCH 40 MJ			Material	
Fitting Installation Labor			Labor	
18" DIP PLUG SCH 40 MJ			Count	
18" DIP PLUG SCH 40 MJ			Material	
Fitting Installation Labor			Labor	
20" DIP PLUG SCH 40 MJ			Count	
20" DIP PLUG SCH 40 MJ			Material	
Fitting Installation Labor			Labor	
22" DIP PLUG SCH 40 MJ			Count	
22" DIP PLUG SCH 40 MJ			Material	
Fitting Installation Labor			Labor	
24" DIP PLUG SCH 40 MJ			Count	
24" DIP PLUG SCH 40 MJ			Material	
Fitting Installation Labor			Labor	

Site Utility—Fire Assemblies

Name	Description	Division	Type	Color
Fire			Folder	
Pipe			Folder	
PVC			Folder	
2" PVC SDR 35			Linear	
2" x 20' PVC SDR 35			Material	
Pipe Laying Labor			Labor	
3" PVC SDR 35			Linear	
3" x 20' PVC SDR 35			Material	
Pipe Laying Labor			Labor	
4" PVC SDR 35			Linear	
4" x 20' PVC SDR 35			Material	
Pipe Laying Labor			Labor	
6" PVC SDR 35			Linear	
6" x 20' PVC SDR 35			Material	
Pipe Laying Labor			Labor	
8" PVC SDR 35			Linear	
8" x 20' PVC SDR 35			Material	
Pipe Laying Labor			Labor	
10" PVC SDR 35			Linear	
10" x 20' PVC SDR 35			Material	
Pipe Laying Labor			Labor	
12" PVC SDR 35			Linear	
12" x 20' PVC SDR 35			Material	
Pipe Laying Labor			Labor	

Site Utility—Fire Assemblies -- Continued

Name	Description	Division	Type	Color
HDPE			Folder	
4" HDPE CLASS 3			Linear	
4" x 20' HDPE CLASS 3			Material	
Pipe Laying Labor			Labor	
6" HDPE CLASS 3			Linear	
6" x 20' HDPE CLASS 3			Material	
Pipe Laying Labor			Labor	
8" HDPE CLASS 3			Linear	
8" x 20' HDPE CLASS 3			Material	
Pipe Laying Labor			Labor	
10" HDPE CLASS 3			Linear	
10" x 20' HDPE CLASS 3			Material	
Pipe Laying Labor			Labor	
12" HDPE CLASS 3			Linear	
12" x 20' HDPE CLASS 3			Material	
Pipe Laying Labor			Labor	
14" HDPE CLASS 3			Linear	
14" x 20' HDPE CLASS 3			Material	
Pipe Laying Labor			Labor	
16" HDPE CLASS 3			Linear	
16" x 20' HDPE CLASS 3			Material	
Pipe Laying Labor			Labor	
18" HDPE CLASS 3			Linear	
18" x 20' HDPE CLASS 3			Material	
Pipe Laying Labor			Labor	
20" HDPE CLASS 3			Linear	
20" x 20' HDPE CLASS 3			Material	
Pipe Laying Labor			Labor	
22" HDPE CLASS 3			Linear	
22" x 20' HDPE CLASS 3			Material	
Pipe Laying Labor			Labor	
24" HDPE CLASS 3			Linear	
24" x 20' HDPE CLASS 3			Material	
Pipe Laying Labor			Labor	
30" HDPE CLASS 3			Linear	
30" x 20' HDPE CLASS 3			Material	
Pipe Laying Labor			Labor	
36" HDPE CLASS 3			Linear	
36" x 20' HDPE CLASS 3			Material	
Pipe Laying Labor			Labor	
42" HDPE CLASS 3			Linear	
42" x 20' HDPE CLASS 3			Material	
Pipe Laying Labor			Labor	

Site Utility—Fire Assemblies -- Continued

Name	Description	Division	Type	Color
[-] DIP			Folder	Black
[-] 3" DIP			Linear	Green
3" x 20' MJ DIP			Material	
DIP Install Labor			Labor	
[-] 4" DIP			Linear	Dark Red
4" x 20' MJ DIP			Material	
DIP Install Labor			Labor	
[-] 6" DIP			Linear	Cyan
6" x 20' MJ DIP			Material	
DIP Install Labor			Labor	
[-] 8" DIP			Linear	Magenta
8" x 20' MJ DIP			Material	
DIP Install Labor			Labor	
[-] 10" DIP			Linear	Blue
10" x 20' MJ DIP			Material	
DIP Install Labor			Labor	
[-] 12" DIP			Linear	Yellow
12" x 20' MJ DIP			Material	
DIP Install Labor			Labor	
[-] 14" DIP			Linear	Bright Green
14" x 20' MJ DIP			Material	
DIP Install Labor			Labor	
[-] 16" DIP			Linear	Red
16" x 20' MJ DIP			Material	
DIP Install Labor			Labor	
[-] 18" DIP			Linear	Teal
18" x 20' MJ DIP			Material	
DIP Install Labor			Labor	
[-] 20" DIP			Linear	Purple
20" x 20' MJ DIP			Material	
DIP Install Labor			Labor	
[-] 22" DIP			Linear	Dark Blue
22" x 20' MJ DIP			Material	
DIP Install Labor			Labor	
[-] 24" DIP			Linear	Olive Green
24" x 20' MJ DIP			Material	
DIP Install Labor			Labor	

Site Utility—Fire Assemblies -- Continued

Name	Description	Division	Type	Color
Valves			Folder	
Valve Box Ring and Lid			Count	Green
Valve Box Ring and Lid			Material	
Valve Box Install Labor			Labor	
Gate Valves			Folder	
Wedge Gate Valves			Folder	
2" Resilient Wedge Gate Valve			Count	Green
2" Resilient Wedge Gate Valve			Material	
Valve Installation Labor			Labor	
4" Resilient Wedge Gate Valve			Count	Light Green
4" Resilient Wedge Gate Valve			Material	
Valve Installation Labor			Labor	
6" Resilient Wedge Gate Valve			Count	Dark Red
6" Resilient Wedge Gate Valve			Material	
Valve Installation Labor			Labor	
8" Resilient Wedge Gate Valve			Count	Cyan
8" Resilient Wedge Gate Valve			Material	
Valve Installation Labor			Labor	
10" Resilient Wedge Gate Valve			Count	Magenta
10" Resilient Wedge Gate Valve			Material	
Valve Installation Labor			Labor	
12" Resilient Wedge Gate Valve			Count	Blue
12" Resilient Wedge Gate Valve			Material	
Valve Installation Labor			Labor	
14" Resilient Wedge Gate Valve			Count	Yellow
14" Resilient Wedge Gate Valve			Material	
Valve Installation Labor			Labor	
16" Resilient Wedge Gate Valve			Count	Light Green
16" Resilient Wedge Gate Valve			Material	
Valve Installation Labor			Labor	
18" Resilient Wedge Gate Valve			Count	Red
18" Resilient Wedge Gate Valve			Material	
Valve Installation Labor			Labor	
20" Resilient Wedge Gate Valve			Count	Teal
20" Resilient Wedge Gate Valve			Material	
Valve Installation Labor			Labor	
22" Resilient Wedge Gate Valve			Count	Purple
22" Resilient Wedge Gate Valve			Material	
Valve Installation Labor			Labor	
24" Resilient Wedge Gate Valve			Count	Dark Blue
24" Resilient Wedge Gate Valve			Material	
Valve Installation Labor			Labor	

Site Utility—Fire Assemblies -- Continued

Name	Description	Division	Type	Color
[-] Double Disc Gate Valve			Folder	Black
[-] 2" Double Disc Gate Valve			Count	Olive
[-] 2" Double Disc Gate Valve			Material	
[-] Valve Installation Labor			Labor	
[-] 4" Double Disc Gate Valve			Count	Green
[-] 4" Double Disc Gate Valve			Material	
[-] Valve Installation Labor			Labor	
[-] 6" Double Disc Gate Valve			Count	Dark Red
[-] 6" Double Disc Gate Valve			Material	
[-] Valve Installation Labor			Labor	
[-] 8" Double Disc Gate Valve			Count	Cyan
[-] 8" Double Disc Gate Valve			Material	
[-] Valve Installation Labor			Labor	
[-] 10" Double Disc Gate Valve			Count	Magenta
[-] 10" Double Disc Gate Valve			Material	
[-] Valve Installation Labor			Labor	
[-] 12" Double Disc Gate Valve			Count	Blue
[-] 12" Double Disc Gate Valve			Material	
[-] Valve Installation Labor			Labor	
[-] 14" Double Disc Gate Valve			Count	Yellow
[-] 14" Double Disc Gate Valve			Material	
[-] Valve Installation Labor			Labor	
[-] 16" Double Disc Gate Valve			Count	Bright Green
[-] 16" Double Disc Gate Valve			Material	
[-] Valve Installation Labor			Labor	
[-] 18" Double Disc Gate Valve			Count	Red
[-] 18" Double Disc Gate Valve			Material	
[-] Valve Installation Labor			Labor	
[-] 20" Double Disc Gate Valve			Count	Teal
[-] 20" Double Disc Gate Valve			Material	
[-] Valve Installation Labor			Labor	
[-] 22" Double Disc Gate Valve			Count	Purple
[-] 22" Double Disc Gate Valve			Material	
[-] Valve Installation Labor			Labor	
[-] 24" Double Disc Gate Valve			Count	Dark Blue
[-] 24" Double Disc Gate Valve			Material	
[-] Valve Installation Labor			Labor	

Site Utility—Fire Assemblies -- Continued

Name	Description	Division	Type	Color
[-] Butterfly Valves			Folder	Black
[-] 2" Butterfly Valve			Count	Olive Green
2" Butterfly Valve			Material	
Valve Installation Labor			Labor	
[-] 4" Butterfly Valve			Count	Dark Green
4" Butterfly Valve			Material	
Valve Installation Labor			Labor	
[-] 6" Butterfly Valve			Count	Dark Red
6" Butterfly Valve			Material	
Valve Installation Labor			Labor	
[-] 8" Butterfly Valve			Count	Cyan
8" Butterfly Valve			Material	
Valve Installation Labor			Labor	
[-] 10" Butterfly Valve			Count	Magenta
10" Butterfly Valve			Material	
Valve Installation Labor			Labor	
[-] 12" Butterfly Valve			Count	Blue
12" Butterfly Valve			Material	
Valve Installation Labor			Labor	
[-] 14" Butterfly Valve			Count	Yellow
14" Butterfly Valve			Material	
Valve Installation Labor			Labor	
[-] 16" Butterfly Valve			Count	Bright Green
16" Butterfly Valve			Material	
Valve Installation Labor			Labor	
[-] 18" Butterfly Valve			Count	Red
18" Butterfly Valve			Material	
Valve Installation Labor			Labor	
[-] 20" Butterfly Valve			Count	Teal
20" Butterfly Valve			Material	
Valve Installation Labor			Labor	
[-] 22" Butterfly Valve			Count	Purple
22" Butterfly Valve			Material	
Valve Installation Labor			Labor	
[-] 24" Butterfly Valve			Count	Dark Blue
24" Butterfly Valve			Material	
Valve Installation Labor			Labor	

Site Utility—Fire Assemblies -- Continued

Name	Description	Division	Type	Color
[-] Check Valves			Folder	Black
[-] 2" Check Valve			Count	Olive Green
2" Check Valve			Material	
Valve Installation Labor			Labor	
[-] 4" Check Valve			Count	Dark Green
4" Check Valve			Material	
Valve Installation Labor			Labor	
[-] 6" Check Valve			Count	Dark Red
6" Check Valve			Material	
Valve Installation Labor			Labor	
[-] 8" Check Valve			Count	Cyan
8" Check Valve			Material	
Valve Installation Labor			Labor	
[-] 10" Check Valve			Count	Magenta
10" Check Valve			Material	
Valve Installation Labor			Labor	
[-] 12" Check Valve			Count	Blue
12" Check Valve			Material	
Valve Installation Labor			Labor	
[-] 14" Check Valve			Count	Yellow
14" Check Valve			Material	
Valve Installation Labor			Labor	
[-] 16" Check Valve			Count	Bright Green
16" Check Valve			Material	
Valve Installation Labor			Labor	
[-] 18" Check Valve			Count	Red
18" Check Valve			Material	
Valve Installation Labor			Labor	
[-] 20" Check Valve			Count	Teal
20" Check Valve			Material	
Valve Installation Labor			Labor	
[-] 22" Check Valve			Count	Purple
22" Check Valve			Material	
Valve Installation Labor			Labor	
[-] 24" Check Valve			Count	Dark Blue
24" Check Valve			Material	
Valve Installation Labor			Labor	

Site Utility—Fire Assemblies -- Continued

Name	Description	Division	Type	Color
EPV (Eccentric Plug Valves)			Folder	
2" Eccentric Plug Valve			Count	
2" Eccentric Plug Valve			Material	
Valve Installation Labor			Labor	
4" Eccentric Plug Valve			Count	
4" Eccentric Plug Valve			Material	
Valve Installation Labor			Labor	
6" Eccentric Plug Valve			Count	
6" Eccentric Plug Valve			Material	
Valve Installation Labor			Labor	
8" Eccentric Plug Valve			Count	
8" Eccentric Plug Valve			Material	
Valve Installation Labor			Labor	
10" Eccentric Plug Valve			Count	
10" Eccentric Plug Valve			Material	
Valve Installation Labor			Labor	
12" Eccentric Plug Valve			Count	
12" Eccentric Plug Valve			Material	
Valve Installation Labor			Labor	
14" Eccentric Plug Valve			Count	
14" Eccentric Plug Valve			Material	
Valve Installation Labor			Labor	
16" Eccentric Plug Valve			Count	
16" Eccentric Plug Valve			Material	
Valve Installation Labor			Labor	
18" Eccentric Plug Valve			Count	
18" Eccentric Plug Valve			Material	
Valve Installation Labor			Labor	
20" Eccentric Plug Valve			Count	
20" Eccentric Plug Valve			Material	
Valve Installation Labor			Labor	
22" Eccentric Plug Valve			Count	
22" Eccentric Plug Valve			Material	
Valve Installation Labor			Labor	
24" Eccentric Plug Valve			Count	
24" Eccentric Plug Valve			Material	
Valve Installation Labor			Labor	

Site Utility—Fire Assemblies -- Continued

Name	Description	Division	Type	Color
[-] Fittings			Folder	Black
[-] PVC			Folder	Black
[-] Bends			Folder	Black
[-] 5-5/8 Deg. Bend			Folder	Black
[-] 4" 5-5/8 Deg. G x G PVC Bend			Count	Yellow
4" 5-5/8 Deg. G x G PVC Bend			Material	
Fitting Installation Labor			Labor	
[-] 6" 5-5/8 Deg. G x G PVC Bend			Count	Green
6" 5-5/8 Deg. G x G PVC Bend			Material	
Fitting Installation Labor			Labor	
[-] 8" 5-5/8 Deg. G x G PVC Bend			Count	Red
8" 5-5/8 Deg. G x G PVC Bend			Material	
Fitting Installation Labor			Labor	
[-] 10" 5-5/8 Deg. G x G PVC Bend			Count	Cyan
10" 5-5/8 Deg. G x G PVC Bend			Material	
Fitting Installation Labor			Labor	
[-] 12" 5-5/8 Deg. G x G PVC Bend			Count	Purple
12" 5-5/8 Deg. G x G PVC Bend			Material	
Fitting Installation Labor			Labor	
[-] 14" 5-5/8 Deg. G x G PVC Bend			Count	Dark Blue
14" 5-5/8 Deg. G x G PVC Bend			Material	
Fitting Installation Labor			Labor	
[-] 11-1/4 Deg. Bend			Folder	Black
[-] 4" 11-1/4 Deg. G x G PVC Bend			Count	Olive
4" 11-1/4 Deg. G x G PVC Bend			Material	
Fitting Installation Labor			Labor	
[-] 6" 11-1/4 Deg. G x G PVC Bend			Count	Dark Green
6" 11-1/4 Deg. G x G PVC Bend			Material	
Fitting Installation Labor			Labor	
[-] 8" 11-1/4 Deg. G x G PVC Bend			Count	Dark Red
8" 11-1/4 Deg. G x G PVC Bend			Material	
Fitting Installation Labor			Labor	
[-] 10" 11-1/4 Deg. G x G PVC Bend			Count	Cyan
10" 11-1/4 Deg. G x G PVC Bend			Material	
Fitting Installation Labor			Labor	
[-] 12" 11-1/4 Deg. G x G PVC Bend			Count	Magenta
12" 11-1/4 Deg. G x G PVC Bend			Material	
Fitting Installation Labor			Labor	
[-] 14" 11-1/4 Deg. G x G PVC Bend			Count	Dark Blue
14" 11-1/4 Deg. G x G PVC Bend			Material	
Fitting Installation Labor			Labor	

Site Utility—Fire Assemblies -- Continued

Name	Description	Division	Type	Color
22-1/2 Deg. Bend			Folder	
4" 22-1/2 Deg. G x G PVC Bend			Count	Yellow
4" 22-1/2 Deg. G x G PVC Bend			Material	
Fitting Installation Labor			Labor	
6" 22-1/2 Deg. G x G PVC Bend			Count	Green
6" 22-1/2 Deg. G x G PVC Bend			Material	
Fitting Installation Labor			Labor	
8" 22-1/2 Deg. G x G PVC Bend			Count	Red
8" 22-1/2 Deg. G x G PVC Bend			Material	
Fitting Installation Labor			Labor	
10" 22-1/2 Deg. G x G PVC Bend			Count	Teal
10" 22-1/2 Deg. G x G PVC Bend			Material	
Fitting Installation Labor			Labor	
12" 22-1/2 Deg. G x G PVC Bend			Count	Purple
12" 22-1/2 Deg. G x G PVC Bend			Material	
Fitting Installation Labor			Labor	
14" 22-1/2 Deg. G x G PVC Bend			Count	Dark Blue
14" 22-1/2 Deg. G x G PVC Bend			Material	
Fitting Installation Labor			Labor	
30 Deg. Bend			Folder	
4" 30 Deg. G x G PVC Bend			Count	Olive
4" 30 Deg. G x G PVC Bend			Material	
Fitting Installation Labor			Labor	
6" 30 Deg. G x G PVC Bend			Count	Dark Green
6" 30 Deg. G x G PVC Bend			Material	
Fitting Installation Labor			Labor	
8" 30 Deg. G x G PVC Bend			Count	Dark Red
8" 30 Deg. G x G PVC Bend			Material	
Fitting Installation Labor			Labor	
10" 30 Deg. G x G PVC Bend			Count	Cyan
10" 30 Deg. G x G PVC Bend			Material	
Fitting Installation Labor			Labor	
12" 30 Deg. G x G PVC Bend			Count	Magenta
12" 30 Deg. G x G PVC Bend			Material	
Fitting Installation Labor			Labor	
14" 30 Deg. G x G PVC Bend			Count	Blue
14" 30 Deg. G x G PVC Bend			Material	
Fitting Installation Labor			Labor	

Site Utility—Fire Assemblies -- Continued

Name	Description	Division	Type	Color
45 Deg. Bend			Folder	
4" 45 Deg. G x G PVC Bend			Count	Yellow
4" 45 Deg. G x G PVC Bend			Material	
Fitting Installation Labor			Labor	
6" 45 Deg. G x G PVC Bend			Count	Green
6" 45 Deg. G x G PVC Bend			Material	
Fitting Installation Labor			Labor	
8" 45 Deg. G x G PVC Bend			Count	Red
8" 45 Deg. G x G PVC Bend			Material	
Fitting Installation Labor			Labor	
10" 45 Deg. G x G PVC Bend			Count	Teal
10" 45 Deg. G x G PVC Bend			Material	
Fitting Installation Labor			Labor	
12" 45 Deg. G x G PVC Bend			Count	Purple
12" 45 Deg. G x G PVC Bend			Material	
Fitting Installation Labor			Labor	
14" 45 Deg. G x G PVC Bend			Count	Dark Blue
14" 45 Deg. G x G PVC Bend			Material	
Fitting Installation Labor			Labor	
60 Deg. Bend			Folder	
4" 60 Deg. G x G PVC Bend			Count	Olive Green
4" 60 Deg. G x G PVC Bend			Material	
Fitting Installation Labor			Labor	
6" 60 Deg. G x G PVC Bend			Count	Dark Green
6" 60 Deg. G x G PVC Bend			Material	
Fitting Installation Labor			Labor	
8" 60 Deg. G x G PVC Bend			Count	Dark Red
8" 60 Deg. G x G PVC Bend			Material	
Fitting Installation Labor			Labor	
10" 60 Deg. G x G PVC Bend			Count	Cyan
10" 60 Deg. G x G PVC Bend			Material	
Fitting Installation Labor			Labor	
12" 60 Deg. G x G PVC Bend			Count	Magenta
12" 60 Deg. G x G PVC Bend			Material	
Fitting Installation Labor			Labor	
14" 60 Deg. G x G PVC Bend			Count	Blue
14" 60 Deg. G x G PVC Bend			Material	
Fitting Installation Labor			Labor	

Site Utility—Fire Assemblies -- Continued

Name	Description	Division	Type	Color
90 Deg. Bend			Folder	
4" 90 Deg. G x G PVC Bend			Count	Yellow
4" 90 Deg. G x G PVC Bend			Material	
Fitting Installation Labor			Labor	
6" 90 Deg. G x G PVC Bend			Count	Green
6" 90 Deg. G x G PVC Bend			Material	
Fitting Installation Labor			Labor	
8" 90 Deg. G x G PVC Bend			Count	Red
8" 90 Deg. G x G PVC Bend			Material	
Fitting Installation Labor			Labor	
10" 90 Deg. G x G PVC Bend			Count	Teal
10" 90 Deg. G x G PVC Bend			Material	
Fitting Installation Labor			Labor	
12" 90 Deg. G x G PVC Bend			Count	Purple
12" 90 Deg. G x G PVC Bend			Material	
Fitting Installation Labor			Labor	
14" 90 Deg. G x G PVC Bend			Count	Dark Blue
14" 90 Deg. G x G PVC Bend			Material	
Fitting Installation Labor			Labor	

Site Utility—Fire Assemblies -- Continued

Name	Description	Division	Type	Color
Wyes			Folder	
4x4 WYE SCH 40 PVC G x G			Count	
4x4 WYE SCH 40 PVC G x G			Material	
Fitting Installation Labor			Labor	
6x4 WYE SCH 40 PVC G x G			Count	
6x4 WYE SCH 40 PVC G x G			Material	
Fitting Installation Labor			Labor	
6x6 WYE SCH 40 PVC G x G			Count	
6x6 WYE SCH 40 PVC G x G			Material	
Fitting Installation Labor			Labor	
8x4 WYE SCH 40 PVC G x G			Count	
8x4 WYE SCH 40 PVC G x G			Material	
Fitting Installation Labor			Labor	
8x6 WYE SCH 40 PVC G x G			Count	
8x6 WYE SCH 40 PVC G x G			Material	
Fitting Installation Labor			Labor	
8x8 WYE SCH 40 PVC G x G			Count	
8x8 WYE SCH 40 PVC G x G			Material	
Fitting Installation Labor			Labor	
10x4 WYE SCH 40 PVC G x G			Count	
10x4 WYE SCH 40 PVC G x G			Material	
Fitting Installation Labor			Labor	
10x6 WYE SCH 40 PVC G x G			Count	
10x6 WYE SCH 40 PVC G x G			Material	
Fitting Installation Labor			Labor	
10x8 WYE SCH 40 PVC G x G			Count	
10x8 WYE SCH 40 PVC G x G			Material	
Fitting Installation Labor			Labor	
10x10 WYE SCH 40 PVC G x G			Count	
10x10 WYE SCH 40 PVC G x G			Material	
Fitting Installation Labor			Labor	
12x4 WYE SCH 40 PVC G x G			Count	
12x4 WYE SCH 40 PVC G x G			Material	
Fitting Installation Labor			Labor	
12x6 WYE SCH 40 PVC G x G			Count	
12x6 WYE SCH 40 PVC G x G			Material	
Fitting Installation Labor			Labor	
12x8 WYE SCH 40 PVC G x G			Count	
12x8 WYE SCH 40 PVC G x G			Material	
Fitting Installation Labor			Labor	
12x10 WYE SCH 40 PVC G x G			Count	
12x10 WYE SCH 40 PVC G x G			Material	
Fitting Installation Labor			Labor	
12x12 WYE SCH 40 PVC G x G			Count	
12x12 WYE SCH 40 PVC G x G			Material	
Fitting Installation Labor			Labor	

Site Utility—Fire Assemblies -- Continued

Name	Description	Division	Type	Color
Tees			Folder	
4x4 TEE SCH 40 PVC G x G			Count	
4x4 TEE SCH 40 PVC G x G			Material	
Fitting Installation Labor			Labor	
6x4 TEE SCH 40 PVC G x G			Count	
6x4 TEE SCH 40 PVC G x G			Material	
Fitting Installation Labor			Labor	
6x6 TEE SCH 40 PVC G x G			Count	
6x6 TEE SCH 40 PVC G x G			Material	
Fitting Installation Labor			Labor	
8x4 TEE SCH 40 PVC G x G			Count	
8x4 TEE SCH 40 PVC G x G			Material	
Fitting Installation Labor			Labor	
8x6 TEE SCH 40 PVC G x G			Count	
8x6 TEE SCH 40 PVC G x G			Material	
Fitting Installation Labor			Labor	
8x8 TEE SCH 40 PVC G x G			Count	
8x8 TEE SCH 40 PVC G x G			Material	
Fitting Installation Labor			Labor	
10x4 TEE SCH 40 PVC G x G			Count	
10x4 TEE SCH 40 PVC G x G			Material	
Fitting Installation Labor			Labor	
10x6 TEE SCH 40 PVC G x G			Count	
10x6 TEE SCH 40 PVC G x G			Material	
Fitting Installation Labor			Labor	
10x8 TEE SCH 40 PVC G x G			Count	
10x8 TEE SCH 40 PVC G x G			Material	
Fitting Installation Labor			Labor	
10x10 TEE SCH 40 PVC G x G			Count	
10x10 TEE SCH 40 PVC G x G			Material	
Fitting Installation Labor			Labor	
12x4 TEE SCH 40 PVC G x G			Count	
12x4 TEE SCH 40 PVC G x G			Material	
Fitting Installation Labor			Labor	
12x6 TEE SCH 40 PVC G x G			Count	
12x6 TEE SCH 40 PVC G x G			Material	
Fitting Installation Labor			Labor	
12x8 TEE SCH 40 PVC G x G			Count	
12x8 TEE SCH 40 PVC G x G			Material	
Fitting Installation Labor			Labor	
12x10 TEE SCH 40 PVC G x G			Count	
12x10 TEE SCH 40 PVC G x G			Material	
Fitting Installation Labor			Labor	
12x12 TEE SCH 40 PVC G x G			Count	
12x12 TEE SCH 40 PVC G x G			Material	
Fitting Installation Labor			Labor	

Site Utility— Fire Assemblies -- Continued

Name	Description	Division	Type	Color
[-] Crosses			Folder	
[-] 4x4 CROSS SCH 40 PVC G x G			Count	
4x4 CROSS SCH 40 PVC G x G			Material	
Fitting Installation Labor			Labor	
[-] 6x4 CROSS SCH 40 PVC G x G			Count	
6x4 CROSS SCH 40 PVC G x G			Material	
Fitting Installation Labor			Labor	
[-] 6x6 CROSS SCH 40 PVC G x G			Count	
6x6 CROSS SCH 40 PVC G x G			Material	
Fitting Installation Labor			Labor	
[-] 8x4 CROSS SCH 40 PVC G x G			Count	
8x4 CROSS SCH 40 PVC G x G			Material	
Fitting Installation Labor			Labor	
[-] 8x6 CROSS SCH 40 PVC G x G			Count	
8x6 CROSS SCH 40 PVC G x G			Material	
Fitting Installation Labor			Labor	
[-] 8x8 CROSS SCH 40 PVC G x G			Count	
8x8 CROSS SCH 40 PVC G x G			Material	
Fitting Installation Labor			Labor	
[-] 10x4 CROSS SCH 40 PVC G x G			Count	
10x4 CROSS SCH 40 PVC G x G			Material	
Fitting Installation Labor			Labor	
[-] 10x6 CROSS SCH 40 PVC G x G			Count	
10x6 CROSS SCH 40 PVC G x G			Material	
Fitting Installation Labor			Labor	
[-] 10x8 CROSS SCH 40 PVC G x G			Count	
10x8 CROSS SCH 40 PVC G x G			Material	
Fitting Installation Labor			Labor	
[-] 10x10 CROSS SCH 40 PVC G x G			Count	
10x10 CROSS SCH 40 PVC G x G			Material	
Fitting Installation Labor			Labor	
[-] 12x4 CROSS SCH 40 PVC G x G			Count	
12x4 CROSS SCH 40 PVC G x G			Material	
Fitting Installation Labor			Labor	
[-] 12x6 CROSS SCH 40 PVC G x G			Count	
12x6 CROSS SCH 40 PVC G x G			Material	
Fitting Installation Labor			Labor	
[-] 12x8 CROSS SCH 40 PVC G x G			Count	
12x8 CROSS SCH 40 PVC G x G			Material	
Fitting Installation Labor			Labor	
[-] 12x10 CROSS SCH 40 PVC G x G			Count	
12x10 CROSS SCH 40 PVC G x G			Material	
Fitting Installation Labor			Labor	
[-] 12x12 CROSS SCH 40 PVC G x G			Count	
12x12 CROSS SCH 40 PVC G x G			Material	
Fitting Installation Labor			Labor	

Site Utility— Fire Assemblies -- Continued

Name	Description	Division	Type	Color
[-] Reducers			Folder	
[-] 6x4 PVC Concentric Reducer GxG			Count	
6x4 PVC Concentric Reducer GxG			Material	
Fitting Installation Labor			Labor	
[-] 8x4 PVC Concentric Reducer GxG			Count	
8x4 PVC Concentric Reducer GxG			Material	
Fitting Installation Labor			Labor	
[-] 8x6 PVC Concentric Reducer GxG			Count	
8x6 PVC Concentric Reducer GxG			Material	
Fitting Installation Labor			Labor	
[-] 10x4 PVC Concentric Reducer GxG			Count	
10x4 PVC Concentric Reducer GxG			Material	
Fitting Installation Labor			Labor	
[-] 10x6 PVC Concentric Reducer GxG			Count	
10x6 PVC Concentric Reducer GxG			Material	
Fitting Installation Labor			Labor	
[-] 10x8 PVC Concentric Reducer GxG			Count	
10x8 PVC Concentric Reducer GxG			Material	
Fitting Installation Labor			Labor	
[-] 12x4 PVC Concentric Reducer GxG			Count	
12x4 PVC Concentric Reducer GxG			Material	
Fitting Installation Labor			Labor	
[-] 12x6 PVC Concentric Reducer GxG			Count	
12x6 PVC Concentric Reducer GxG			Material	
Fitting Installation Labor			Labor	
[-] 12x8 PVC Concentric Reducer GxG			Count	
12x8 PVC Concentric Reducer GxG			Material	
Fitting Installation Labor			Labor	
[-] 12x10 PVC Concentric Reducer GxG			Count	
12x10 PVC Concentric Reducer GxG			Material	
Fitting Installation Labor			Labor	

Site Utility—Fire Assemblies -- Continued

Name	Description	Division	Type	Color
Plugs and Caps			Folder	
4" PVC PLUG SCH 40 G			Count	
4" PVC PLUG SCH 40 G			Material	
Fitting Installation Labor			Labor	
6" PVC PLUG SCH 40 G			Count	
6" PVC PLUG SCH 40 G			Material	
Fitting Installation Labor			Labor	
8" PVC PLUG SCH 40 G			Count	
8" PVC PLUG SCH 40 G			Material	
Fitting Installation Labor			Labor	
10" PVC PLUG SCH 40 G			Count	
10" PVC PLUG SCH 40 G			Material	
Fitting Installation Labor			Labor	
12" PVC PLUG SCH 40 G			Count	
12" PVC PLUG SCH 40 G			Material	
Fitting Installation Labor			Labor	
14" PVC PLUG SCH 40 G			Count	
14" PVC PLUG SCH 40 G			Material	
Fitting Installation Labor			Labor	
16" PVC PLUG SCH 40 G			Count	
16" PVC PLUG SCH 40 G			Material	
Fitting Installation Labor			Labor	
18" PVC PLUG SCH 40 G			Count	
18" PVC PLUG SCH 40 G			Material	
Fitting Installation Labor			Labor	
20" PVC PLUG SCH 40 G			Count	
20" PVC PLUG SCH 40 G			Material	
Fitting Installation Labor			Labor	
22" PVC PLUG SCH 40 G			Count	
22" PVC PLUG SCH 40 G			Material	
Fitting Installation Labor			Labor	
24" PVC PLUG SCH 40 G			Count	
24" PVC PLUG SCH 40 G			Material	
Fitting Installation Labor			Labor	

Site Utility—Fire Assemblies -- Continued

Name	Description	Division	Type	Color
[-] DIP			Folder	Black
[-] Bends			Folder	Black
[-] 5-5/8 Deg. Bend			Folder	Black
[-] 4" 5-5/8 Deg. MJ x MJ DIP Bend			Count	Yellow
4" 5-5/8 Deg. MJ x MJ DIP Bend			Material	
Fitting Installation Labor			Labor	
[-] 6" 5-5/8 Deg. MJ x MJ DIP Bend			Count	Green
6" 5-5/8 Deg. MJ x MJ DIP Bend			Material	
Fitting Installation Labor			Labor	
[-] 8" 5-5/8 Deg. MJ x MJ DIP Bend			Count	Red
8" 5-5/8 Deg. MJ x MJ DIP Bend			Material	
Fitting Installation Labor			Labor	
[-] 10" 5-5/8 Deg. MJ x MJ DIP Bend			Count	Teal
10" 5-5/8 Deg. MJ x MJ DIP Bend			Material	
Fitting Installation Labor			Labor	
[-] 12" 5-5/8 Deg. MJ x MJ DIP Bend			Count	Purple
12" 5-5/8 Deg. MJ x MJ DIP Bend			Material	
Fitting Installation Labor			Labor	
[-] 14" 5-5/8 Deg. MJ x MJ DIP Bend			Count	Dark Blue
14" 5-5/8 Deg. MJ x MJ DIP Bend			Material	
Fitting Installation Labor			Labor	
[-] 11-1/4 Deg. Bend			Folder	Black
[-] 4" 11-1/4 Deg. MJ x MJ DIP Bend			Count	Olive Green
4" 11-1/4 Deg. MJ x MJ DIP Bend			Material	
Fitting Installation Labor			Labor	
[-] 6" 11-1/4 Deg. MJ x MJ DIP Bend			Count	Dark Green
6" 11-1/4 Deg. MJ x MJ DIP Bend			Material	
Fitting Installation Labor			Labor	
[-] 8" 11-1/4 Deg. MJ x MJ DIP Bend			Count	Dark Red
8" 11-1/4 Deg. MJ x MJ DIP Bend			Material	
Fitting Installation Labor			Labor	
[-] 10" 11-1/4 Deg. MJ x MJ DIP Bend			Count	Cyan
10" 11-1/4 Deg. MJ x MJ DIP Bend			Material	
Fitting Installation Labor			Labor	
[-] 12" 11-1/4 Deg. MJ x MJ DIP Bend			Count	Magenta
12" 11-1/4 Deg. MJ x MJ DIP Bend			Material	
Fitting Installation Labor			Labor	
[-] 14" 11-1/4 Deg. MJ x MJ DIP Bend			Count	Blue
14" 11-1/4 Deg. MJ x MJ DIP Bend			Material	
Fitting Installation Labor			Labor	

Site Utility— Fire Assemblies -- Continued

Name	Description	Division	Type	Color
22-1/2 Deg. Bend			Folder	Black
4" 22-1/2 Deg. MJ x MJ DIP Bend			Count	Yellow
4" 22-1/2 Deg. MJ x MJ DIP Bend			Material	
Fitting Installation Labor			Labor	
6" 22-1/2 Deg. MJ x MJ DIP Bend			Count	Green
6" 22-1/2 Deg. MJ x MJ DIP Bend			Material	
Fitting Installation Labor			Labor	
8" 22-1/2 Deg. MJ x MJ DIP Bend			Count	Red
8" 22-1/2 Deg. MJ x MJ DIP Bend			Material	
Fitting Installation Labor			Labor	
10" 22-1/2 Deg. MJ x MJ DIP Bend			Count	Teal
10" 22-1/2 Deg. MJ x MJ DIP Bend			Material	
Fitting Installation Labor			Labor	
12" 22-1/2 Deg. MJ x MJ DIP Bend			Count	Purple
12" 22-1/2 Deg. MJ x MJ DIP Bend			Material	
Fitting Installation Labor			Labor	
14" 22-1/2 Deg. MJ x MJ DIP Bend			Count	Blue
14" 22-1/2 Deg. MJ x MJ DIP Bend			Material	
Fitting Installation Labor			Labor	
30 Deg. Bend			Folder	Black
4" 30 Deg. MJ x MJ DIP Bend			Count	Olive
4" 30 Deg. MJ x MJ DIP Bend			Material	
Fitting Installation Labor			Labor	
6" 30 Deg. MJ x MJ DIP Bend			Count	Dark Green
6" 30 Deg. MJ x MJ DIP Bend			Material	
Fitting Installation Labor			Labor	
8" 30 Deg. MJ x MJ DIP Bend			Count	Dark Red
8" 30 Deg. MJ x MJ DIP Bend			Material	
Fitting Installation Labor			Labor	
10" 30 Deg. MJ x MJ DIP Bend			Count	Cyan
10" 30 Deg. MJ x MJ DIP Bend			Material	
Fitting Installation Labor			Labor	
12" 30 Deg. MJ x MJ DIP Bend			Count	Magenta
12" 30 Deg. MJ x MJ DIP Bend			Material	
Fitting Installation Labor			Labor	
14" 30 Deg. MJ x MJ DIP Bend			Count	Blue
14" 30 Deg. MJ x MJ DIP Bend			Material	
Fitting Installation Labor			Labor	

Site Utility—Fire Assemblies -- Continued

Name	Description	Division	Type	Color
45 Deg. Bend			Folder	
4" 45 Deg. MJ x MJ DIP Bend			Count	Yellow
4" 45 Deg. MJ x MJ DIP Bend			Material	
Fitting Installation Labor			Labor	
6" 45 Deg. MJ x MJ DIP Bend			Count	Green
6" 45 Deg. MJ x MJ DIP Bend			Material	
Fitting Installation Labor			Labor	
8" 45 Deg. MJ x MJ DIP Bend			Count	Red
8" 45 Deg. MJ x MJ DIP Bend			Material	
Fitting Installation Labor			Labor	
10" 45 Deg. MJ x MJ DIP Bend			Count	Teal
10" 45 Deg. MJ x MJ DIP Bend			Material	
Fitting Installation Labor			Labor	
12" 45 Deg. MJ x MJ DIP Bend			Count	Purple
12" 45 Deg. MJ x MJ DIP Bend			Material	
Fitting Installation Labor			Labor	
14" 45 Deg. MJ x MJ DIP Bend			Count	Dark Blue
14" 45 Deg. MJ x MJ DIP Bend			Material	
Fitting Installation Labor			Labor	
60 Deg. Bend			Folder	
4" 60 Deg. MJ x MJ DIP Bend			Count	Olive
4" 60 Deg. MJ x MJ DIP Bend			Material	
Fitting Installation Labor			Labor	
6" 60 Deg. MJ x MJ DIP Bend			Count	Dark Green
6" 60 Deg. MJ x MJ DIP Bend			Material	
Fitting Installation Labor			Labor	
8" 60 Deg. MJ x MJ DIP Bend			Count	Dark Red
8" 60 Deg. MJ x MJ DIP Bend			Material	
Fitting Installation Labor			Labor	
10" 60 Deg. MJ x MJ DIP Bend			Count	Cyan
10" 60 Deg. MJ x MJ DIP Bend			Material	
Fitting Installation Labor			Labor	
12" 60 Deg. MJ x MJ DIP Bend			Count	Magenta
12" 60 Deg. MJ x MJ DIP Bend			Material	
Fitting Installation Labor			Labor	
14" 60 Deg. MJ x MJ DIP Bend			Count	Blue
14" 60 Deg. MJ x MJ DIP Bend			Material	
Fitting Installation Labor			Labor	

Site Utility— Fire Assemblies – Continued

Name	Description	Division	Type	Color
90 Deg. Bend			Folder	
4" 90 Deg. MJ x MJ DIP Bend			Count	Yellow
4" 90 Deg. MJ x MJ DIP Bend			Material	
Fitting Installation Labor			Labor	
6" 90 Deg. MJ x MJ DIP Bend			Count	Green
6" 90 Deg. MJ x MJ DIP Bend			Material	
Fitting Installation Labor			Labor	
8" 90 Deg. MJ x MJ DIP Bend			Count	Red
8" 90 Deg. MJ x MJ DIP Bend			Material	
Fitting Installation Labor			Labor	
10" 90 Deg. MJ x MJ DIP Bend			Count	Teal
10" 90 Deg. MJ x MJ DIP Bend			Material	
Fitting Installation Labor			Labor	
12" 90 Deg. MJ x MJ DIP Bend			Count	Purple
12" 90 Deg. MJ x MJ DIP Bend			Material	
Fitting Installation Labor			Labor	
14" 90 Deg. MJ x MJ DIP Bend			Count	Dark Blue
14" 90 Deg. MJ x MJ DIP Bend			Material	
Fitting Installation Labor			Labor	

Site Utility— Fire Assemblies – Continued

Name	Description	Division	Type	Color
Wyes			Folder	
4x4 WYE SCH 40 DIP MJ x MJ			Count	
4x4 WYE SCH 40 DIP MJ x MJ			Material	
Fitting Installation Labor			Labor	
6x4 WYE SCH 40 DIP MJ x MJ			Count	
6x4 WYE SCH 40 DIP MJ x MJ			Material	
Fitting Installation Labor			Labor	
6x6 WYE SCH 40 DIP MJ x MJ			Count	
6x6 WYE SCH 40 DIP MJ x MJ			Material	
Fitting Installation Labor			Labor	
8x4 WYE SCH 40 DIP MJ x MJ			Count	
8x4 WYE SCH 40 DIP MJ x MJ			Material	
Fitting Installation Labor			Labor	
8x6 WYE SCH 40 DIP MJ x MJ			Count	
8x6 WYE SCH 40 DIP MJ x MJ			Material	
Fitting Installation Labor			Labor	
8x8 WYE SCH 40 DIP MJ x MJ			Count	
8x8 WYE SCH 40 DIP MJ x MJ			Material	
Fitting Installation Labor			Labor	
10x4 WYE SCH 40 DIP MJ x MJ			Count	
10x4 WYE SCH 40 DIP MJ x MJ			Material	
Fitting Installation Labor			Labor	
10x6 WYE SCH 40 DIP MJ x MJ			Count	
10x6 WYE SCH 40 DIP MJ x MJ			Material	
Fitting Installation Labor			Labor	
10x8 WYE SCH 40 DIP MJ x MJ			Count	
10x8 WYE SCH 40 DIP MJ x MJ			Material	
Fitting Installation Labor			Labor	
10x10 WYE SCH 40 DIP MJ x MJ			Count	
10x10 WYE SCH 40 DIP MJ x MJ			Material	
Fitting Installation Labor			Labor	
12x4 WYE SCH 40 DIP MJ x MJ			Count	
12x4 WYE SCH 40 DIP MJ x MJ			Material	
Fitting Installation Labor			Labor	
12x6 WYE SCH 40 DIP MJ x MJ			Count	
12x6 WYE SCH 40 DIP MJ x MJ			Material	
Fitting Installation Labor			Labor	
12x8 WYE SCH 40 DIP MJ x MJ			Count	
12x8 WYE SCH 40 DIP MJ x MJ			Material	
Fitting Installation Labor			Labor	
12x10 WYE SCH 40 DIP MJ x MJ			Count	
12x10 WYE SCH 40 DIP MJ x MJ			Material	
Fitting Installation Labor			Labor	
12x12 WYE SCH 40 DIP MJ x MJ			Count	
12x12 WYE SCH 40 DIP MJ x MJ			Material	
Fitting Installation Labor			Labor	

Site Utility— Fire Assemblies – Continued

Name	Description	Division	Type	Color
Tees			Folder	
4x4 TEE DIP MJ x MJ			Count	
4x4 TEE DIP MJ x MJ			Material	
Fitting Installation Labor			Labor	
6x4 TEE DIP MJ x MJ			Count	
6x4 TEE DIP MJ x MJ			Material	
Fitting Installation Labor			Labor	
6x6 TEE DIP MJ x MJ			Count	
6x6 TEE DIP MJ x MJ			Material	
Fitting Installation Labor			Labor	
8x4 TEE DIP MJ x MJ			Count	
8x4 TEE DIP MJ x MJ			Material	
Fitting Installation Labor			Labor	
8x6 TEE DIP MJ x MJ			Count	
8x6 TEE DIP MJ x MJ			Material	
Fitting Installation Labor			Labor	
8x8 TEE DIP MJ x MJ			Count	
8x8 TEE DIP MJ x MJ			Material	
Fitting Installation Labor			Labor	
10x4 TEE DIP MJ x MJ			Count	
10x4 TEE DIP MJ x MJ			Material	
Fitting Installation Labor			Labor	
10x6 TEE DIP MJ x MJ			Count	
10x6 TEE DIP MJ x MJ			Material	
Fitting Installation Labor			Labor	
10x8 TEE DIP MJ x MJ			Count	
10x8 TEE DIP MJ x MJ			Material	
Fitting Installation Labor			Labor	
10x10 TEE DIP MJ x MJ			Count	
10x10 TEE DIP MJ x MJ			Material	
Fitting Installation Labor			Labor	
12x4 TEE DIP MJ x MJ			Count	
12x4 TEE DIP MJ x MJ			Material	
Fitting Installation Labor			Labor	
12x6 TEE DIP MJ x MJ			Count	
12x6 TEE DIP MJ x MJ			Material	
Fitting Installation Labor			Labor	
12x8 TEE DIP MJ x MJ			Count	
12x8 TEE DIP MJ x MJ			Material	
Fitting Installation Labor			Labor	
12x10 TEE DIP MJ x MJ			Count	
12x10 TEE DIP MJ x MJ			Material	
Fitting Installation Labor			Labor	
12x12 TEE DIP MJ x MJ			Count	
12x12 TEE DIP MJ x MJ			Material	
Fitting Installation Labor			Labor	

Site Utility—Fire Assemblies – Continued

Name	Description	Division	Type	Color
[-] Crosses			Folder	
[-] 4x4 CROSS SCH 40 DIP MJ x MJ			Count	
4x4 CROSS SCH 40 DIP MJ x MJ			Material	
Fitting Installation Labor			Labor	
[-] 6x4 CROSS SCH 40 DIP MJ x MJ			Count	
6x4 CROSS SCH 40 DIP MJ x MJ			Material	
Fitting Installation Labor			Labor	
[-] 6x6 CROSS SCH 40 DIP MJ x MJ			Count	
6x6 CROSS SCH 40 DIP MJ x MJ			Material	
Fitting Installation Labor			Labor	
[-] 8x4 CROSS SCH 40 DIP MJ x MJ			Count	
8x4 CROSS SCH 40 DIP MJ x MJ			Material	
Fitting Installation Labor			Labor	
[-] 8x6 CROSS SCH 40 DIP MJ x MJ			Count	
8x6 CROSS SCH 40 DIP MJ x MJ			Material	
Fitting Installation Labor			Labor	
[-] 8x8 CROSS SCH 40 DIP MJ x MJ			Count	
8x8 CROSS SCH 40 DIP MJ x MJ			Material	
Fitting Installation Labor			Labor	
[-] 10x4 CROSS SCH 40 DIP MJ x MJ			Count	
10x4 CROSS SCH 40 DIP MJ x MJ			Material	
Fitting Installation Labor			Labor	
[-] 10x6 CROSS SCH 40 DIP MJ x MJ			Count	
10x6 CROSS SCH 40 DIP MJ x MJ			Material	
Fitting Installation Labor			Labor	
[-] 10x8 CROSS SCH 40 DIP MJ x MJ			Count	
10x8 CROSS SCH 40 DIP MJ x MJ			Material	
Fitting Installation Labor			Labor	
[-] 10x10 CROSS SCH 40 DIP MJ x MJ			Count	
10x10 CROSS SCH 40 DIP MJ x MJ			Material	
Fitting Installation Labor			Labor	
[-] 12x4 CROSS SCH 40 DIP MJ x MJ			Count	
12x4 CROSS SCH 40 DIP MJ x MJ			Material	
Fitting Installation Labor			Labor	
[-] 12x6 CROSS SCH 40 DIP MJ x MJ			Count	
12x6 CROSS SCH 40 DIP MJ x MJ			Material	
Fitting Installation Labor			Labor	
[-] 12x8 CROSS SCH 40 DIP MJ x MJ			Count	
12x8 CROSS SCH 40 DIP MJ x MJ			Material	
Fitting Installation Labor			Labor	
[-] 12x10 CROSS SCH 40 DIP MJ x MJ			Count	
12x10 CROSS SCH 40 DIP MJ x MJ			Material	
Fitting Installation Labor			Labor	
[-] 12x12 CROSS SCH 40 DIP MJ x MJ			Count	
12x12 CROSS SCH 40 DIP MJ x MJ			Material	
Fitting Installation Labor			Labor	

Site Utility—Fire Assemblies – Continued

Name	Description	Division	Type	Color
Reducers			Folder	
6x4 DIP Concentric Reducer MJxMJ			Count	
6x4 DIP Concentric Reducer MJxMJ			Material	
Fitting Installation Labor			Labor	
8x4 DIP Concentric Reducer MJxMJ			Count	
8x4 DIP Concentric Reducer MJxMJ			Material	
Fitting Installation Labor			Labor	
8x6 DIP Concentric Reducer MJxMJ			Count	
8x6 DIP Concentric Reducer MJxMJ			Material	
Fitting Installation Labor			Labor	
10x4 DIP Concentric Reducer MJxMJ			Count	
10x4 DIP Concentric Reducer MJxMJ			Material	
Fitting Installation Labor			Labor	
10x6 DIP Concentric Reducer MJxMJ			Count	
10x6 DIP Concentric Reducer MJxMJ			Material	
Fitting Installation Labor			Labor	
10x8 DIP Concentric Reducer MJxMJ			Count	
10x8 DIP Concentric Reducer MJxMJ			Material	
Fitting Installation Labor			Labor	
12x4 DIP Concentric Reducer MJxMJ			Count	
12x4 DIP Concentric Reducer MJxMJ			Material	
Fitting Installation Labor			Labor	
12x6 DIP Concentric Reducer MJxMJ			Count	
12x6 DIP Concentric Reducer MJxMJ			Material	
Fitting Installation Labor			Labor	
12x8 DIP Concentric Reducer MJxMJ			Count	
12x8 DIP Concentric Reducer MJxMJ			Material	
Fitting Installation Labor			Labor	
12x10 DIP Concentric Reducer MJxMJ			Count	
12x10 DIP Concentric Reducer MJxMJ			Material	
Fitting Installation Labor			Labor	

Site Utility—Fire Assemblies – Continued

Name	Description	Division	Type	Color
Plugs and Caps			Folder	
4" DIP PLUG SCH 40 MJ			Count	
4" DIP PLUG SCH 40 MJ			Material	
Fitting Installation Labor			Labor	
6" DIP PLUG SCH 40 MJ			Count	
6" DIP PLUG SCH 40 MJ			Material	
Fitting Installation Labor			Labor	
8" DIP PLUG SCH 40 MJ			Count	
8" DIP PLUG SCH 40 MJ			Material	
Fitting Installation Labor			Labor	
10" DIP PLUG SCH 40 MJ			Count	
10" DIP PLUG SCH 40 MJ			Material	
Fitting Installation Labor			Labor	
12" DIP PLUG SCH 40 MJ			Count	
12" DIP PLUG SCH 40 MJ			Material	
Fitting Installation Labor			Labor	
14" DIP PLUG SCH 40 MJ			Count	
14" DIP PLUG SCH 40 MJ			Material	
Fitting Installation Labor			Labor	
16" DIP PLUG SCH 40 MJ			Count	
16" DIP PLUG SCH 40 MJ			Material	
Fitting Installation Labor			Labor	
18" DIP PLUG SCH 40 MJ			Count	
18" DIP PLUG SCH 40 MJ			Material	
Fitting Installation Labor			Labor	
20" DIP PLUG SCH 40 MJ			Count	
20" DIP PLUG SCH 40 MJ			Material	
Fitting Installation Labor			Labor	
22" DIP PLUG SCH 40 MJ			Count	
22" DIP PLUG SCH 40 MJ			Material	
Fitting Installation Labor			Labor	
24" DIP PLUG SCH 40 MJ			Count	
24" DIP PLUG SCH 40 MJ			Material	
Fitting Installation Labor			Labor	

Site Utility—Fire Assemblies – Continued

Name	Description	Division	Type	Color
Hydrants			Folder	
4-1/2" Main Valve Opening			Folder	
4.5" Main Valve 4-way Hydrant 1.50' Bury 6" MJ			Count	Red
12x6 TEE DIP MJ x FL			Material	
6" PVC SCH 40			Segment	Purple
Valve Box and Lid			Material	
6" Check Valve			Material	
6" Double Disc Gate Valve			Material	
4.5" Main Valve 4-way Hydrant 1.50' Bury 6" MJ			Material	
Hydrant Install Labor			Labor	
4.5" Main Valve 4-way Hydrant 1.50' Bury 4" MJ			Count	Red
12x4 TEE DIP MJ x FL			Material	
4" PVC SCH 40			Segment	Red
Valve Box and Lid			Material	
4" Check Valve			Material	
4" Double Disc Gate Valve			Material	
4.5" Main Valve 4-way Hydrant 1.50' Bury 4" MJ			Material	
Hydrant Install Labor			Labor	
5-1/4" Main Valve Opening			Folder	
5.25" Main Valve 4-way Hydrant 1.50' Bury 6" MJ			Count	Red
12x6 TEE DIP MJ x FL			Material	
6" PVC SCH 40			Segment	Yellow
Valve Box and Lid			Material	
6" Check Valve			Material	
6" Double Disc Gate Valve			Material	
5.25" Main Valve 4-way Hydrant 1.50' Bury 6" MJ			Material	
Hydrant Install Labor			Labor	
5.25" Main Valve 4-way Hydrant 1.50' Bury 4" MJ			Count	Red
12x4 TEE DIP MJ x FL			Material	
4" PVC SCH 40			Segment	Magenta
Valve Box and Lid			Material	
4" Check Valve			Material	
4" Double Disc Gate Valve			Material	
5.25" Main Valve 4-way Hydrant 1.50' Bury 4" MJ			Material	
Hydrant Install Labor			Labor	

Site Utility—Sewer Assemblies

Name	Description	Division	Type	Color
Sewer			Folder	
Pipe			Folder	
HDPE			Folder	
4" HDPE CLASS 3			Linear	
4" x 20' HDPE CLASS 3			Material	
Pipe Laying Labor			Labor	
6" HDPE CLASS 3			Linear	
6" x 20' HDPE CLASS 3			Material	
Pipe Laying Labor			Labor	
8" HDPE CLASS 3			Linear	
8" x 20' HDPE CLASS 3			Material	
Pipe Laying Labor			Labor	
10" HDPE CLASS 3			Linear	
10" x 20' HDPE CLASS 3			Material	
Pipe Laying Labor			Labor	
12" HDPE CLASS 3			Linear	
12" x 20' HDPE CLASS 3			Material	
Pipe Laying Labor			Labor	
14" HDPE CLASS 3			Linear	
14" x 20' HDPE CLASS 3			Material	
Pipe Laying Labor			Labor	
16" HDPE CLASS 3			Linear	
16" x 20' HDPE CLASS 3			Material	
Pipe Laying Labor			Labor	
18" HDPE CLASS 3			Linear	
18" x 20' HDPE CLASS 3			Material	
Pipe Laying Labor			Labor	
20" HDPE CLASS 3			Linear	
20" x 20' HDPE CLASS 3			Material	
Pipe Laying Labor			Labor	
22" HDPE CLASS 3			Linear	
22" x 20' HDPE CLASS 3			Material	
Pipe Laying Labor			Labor	
24" HDPE CLASS 3			Linear	
24" x 20' HDPE CLASS 3			Material	
Pipe Laying Labor			Labor	
30" HDPE CLASS 3			Linear	
30" x 20' HDPE CLASS 3			Material	
Pipe Laying Labor			Labor	
36" HDPE CLASS 3			Linear	
36" x 20' HDPE CLASS 3			Material	
Pipe Laying Labor			Labor	
42" HDPE CLASS 3			Linear	
42" x 20' HDPE CLASS 3			Material	
Pipe Laying Labor			Labor	

Site Utility—Sewer Assemblies -- Continued

Name	Description	Division	Type	Color
[-] DIP			Folder	Black
[-] 3" DIP			Linear	Dark Red
3" x 20' MJ DIP			Material	
DIP Install Labor			Labor	
[-] 4" DIP			Linear	Cyan
4" x 20' MJ DIP			Material	
DIP Install Labor			Labor	
[-] 6" DIP			Linear	Magenta
6" x 20' MJ DIP			Material	
DIP Install Labor			Labor	
[-] 8" DIP			Linear	Blue
8" x 20' MJ DIP			Material	
DIP Install Labor			Labor	
[-] 10" DIP			Linear	Yellow
10" x 20' MJ DIP			Material	
DIP Install Labor			Labor	
[-] 12" DIP			Linear	Green
12" x 20' MJ DIP			Material	
DIP Install Labor			Labor	
[-] 14" DIP			Linear	Red
14" x 20' MJ DIP			Material	
DIP Install Labor			Labor	
[-] 16" DIP			Linear	Teal
16" x 20' MJ DIP			Material	
DIP Install Labor			Labor	
[-] 18" DIP			Linear	Purple
18" x 20' MJ DIP			Material	
DIP Install Labor			Labor	
[-] 20" DIP			Linear	Dark Blue
20" x 20' MJ DIP			Material	
DIP Install Labor			Labor	
[-] 22" DIP			Linear	Olive
22" x 20' MJ DIP			Material	
DIP Install Labor			Labor	
[-] 24" DIP			Linear	Dark Green
24" x 20' MJ DIP			Material	
DIP Install Labor			Labor	

Site Utility—Sewer Assemblies -- Continued

Name	Description	Division	Type	Color
[-] RCP			Folder	Black
[-] 12" RCP			Linear	Dark Red
12" x 7.5' RCP			Material	
RCP Labor			Labor	
[-] 15" RCP			Linear	Cyan
15" x 7.5' RCP			Material	
RCP Labor			Labor	
[-] 18" RCP			Linear	Magenta
18" x 7.5' RCP			Material	
RCP Labor			Labor	
[-] 21" RCP			Linear	Blue
21" x 7.5' RCP Joint			Material	
RCP Labor			Labor	
[-] 24" RCP			Linear	Yellow
24" x 7.5' RCP Joint			Material	
RCP Labor			Labor	
[-] 30" RCP			Linear	Bright Green
30" x 8' RCP Joint			Material	
RCP Labor			Labor	
[-] 36" RCP			Linear	Red
36" x 8' RCP Joint			Material	
RCP Labor			Labor	
[-] 42" RCP			Linear	Teal
42" x 8' RCP Joint			Material	
RCP Labor			Labor	
[-] 48" RCP			Linear	Purple
48" x 8' RCP Joint			Material	
RCP Labor			Labor	
[-] 54" RCP			Linear	Dark Blue
54" x 8' RCP Joint			Material	
RCP Labor			Labor	
[-] 60" RCP			Linear	Olive Green
60" x 8' RCP Joint			Material	
RCP Labor			Labor	
[-] 72" RCP			Linear	Dark Green
72" x 8' RCP Joint			Material	
RCP Labor			Labor	

Site Utility—Sewer Assemblies -- Continued

Name	Description	Division	Type	Color
[-] CMP			Folder	
[-] 12" CMP			Linear	
12" x 40' 1" D Corrugated Round Pipe			Material	
Pipe Laying Labor			Labor	
[-] 15" CMP			Linear	
15" x 40' 1" Deep Corrugated Round Pipe			Material	
Pipe Laying Labor			Labor	
[-] 18" CMP			Linear	
18" x 40' 1" Deep Corrugated Round Pipe			Material	
Pipe Laying Labor			Labor	
[-] 21" CMP			Linear	
21" x 40' 1" Deep Corrugated Round Pipe			Material	
Pipe Laying Labor			Labor	
[-] 24" CMP			Linear	
24" x 40' 1" Deep Corrugated Round Pipe			Material	
Pipe Laying Labor			Labor	
[-] 30" CMP			Linear	
30" x 40' 1" Deep Corrugated Round Pipe			Material	
Pipe Laying Labor			Labor	
[-] 36" CMP			Linear	
36" x 40' 1" Deep Corrugated Round Pipe			Material	
Pipe Laying Labor			Labor	
[-] 42" CMP			Linear	
42" x 40' 1" Deep Corrugated Round Pipe			Material	
Pipe Laying Labor			Labor	
[-] 48" CMP			Linear	
48" x 40' 1" Deep Corrugated Round Pipe			Material	
Pipe Laying Labor			Labor	
[-] 54" CMP			Linear	
54" x 40' 1" Deep Corrugated Round Pipe			Material	
Pipe Laying Labor			Labor	
[-] 60" CMP			Linear	
60" x 40' 1" Deep Corrugated Round Pipe			Material	
Pipe Laying Labor			Labor	
[-] 66" CMP			Linear	
66" x 40' 1" Deep Corrugated Round Pipe			Material	
Pipe Laying Labor			Labor	
[-] 72" CMP			Linear	
72" x 40' 1" Deep Corrugated Round Pipe			Material	
Pipe Laying Labor			Labor	
[-] 84" CMP			Linear	
84" x 40' 1" Deep Corrugated Round Pipe			Material	
Pipe Laying Labor			Labor	
[-] 96" CMP			Linear	
96" x 40' 1" Deep Corrugated Round Pipe			Material	
Pipe Laying Labor			Labor	

Site Utility—Sewer Assemblies -- Continued

Name	Description	Division	Type	Color
[-] PVC			Folder	Black
[-] 2" PVC SDR 35			Linear	Magenta
2" x 20' PVC SDR 35			Material	
Pipe Laying Labor			Labor	
[-] 3" PVC SDR 35			Linear	Blue
3" x 20' PVC SDR 35			Material	
Pipe Laying Labor			Labor	
[-] 4" PVC SDR 35			Linear	Yellow
4" x 20' PVC SDR 35			Material	
Pipe Laying Labor			Labor	
[-] 6" PVC SDR 35			Linear	Green
6" x 20' PVC SDR 35			Material	
Pipe Laying Labor			Labor	
[-] 8" PVC SDR 35			Linear	Red
8" x 20' PVC SDR 35			Material	
Pipe Laying Labor			Labor	
[-] 10" PVC SDR 35			Linear	Teal
10" x 20' PVC SDR 35			Material	
Pipe Laying Labor			Labor	
[-] 12" PVC SDR 35			Linear	Purple
12" x 20' PVC SDR 35			Material	
Pipe Laying Labor			Labor	

Site Utility—Sewer Assemblies -- Continued

Name	Description	Division	Type	Color
SRPE			Folder	
30" SRPE			Linear	
30" x 50' SRPE			Material	
Pipe Laying Labor			Labor	
36" SRPE			Linear	
36" x 50' SRPE			Material	
Pipe Laying Labor			Labor	
42" SRPE			Linear	
42" x 50' SRPE			Material	
Pipe Laying Labor			Labor	
48" SRPE			Linear	
48" x 30' SRPE			Material	
Pipe Laying Labor			Labor	
54" SRPE			Linear	
54" x 30' SRPE			Material	
Pipe Laying Labor			Labor	
60" SRPE			Linear	
60" x 30' SRPE			Material	
Pipe Laying Labor			Labor	
66" SRPE			Linear	
66" x 30' SRPE			Material	
Pipe Laying Labor			Labor	
72" SRPE			Linear	
72" x 30' SRPE			Material	
Pipe Laying Labor			Labor	
84" SRPE			Linear	
84" x 30' SRPE			Material	
Pipe Laying Labor			Labor	
96" SRPE			Linear	
96" x 30' SRPE			Material	
Pipe Laying Labor			Labor	
108" SRPE			Linear	
108" x 25' SRPE			Material	
Pipe Laying Labor			Labor	
120" SRPE			Linear	
120" x 25' SRPE			Material	
Pipe Laying Labor			Labor	

Site Utility—Sewer Assemblies -- Continued

Name	Description	Division	Type	Color
Manholes			Folder	
48" Manhole			Count	
48" Dia. x 36" H Round Base			Material	
48" Dia. x 24" H Round Riser			Material	
48" Dia. Cone Roof w/ 24" Concentric Opening			Material	
24" x 3" Grade Ring			Material	
24" Ring and Cover			Material	
Manhole Installation Labor			Labor	
54" Manhole			Count	
54" Dia. x 36" H Round Base			Material	
54" Dia. x 24" H Round Riser			Material	
54" Dia. Cone Roof w/ 24" Concentric Opening			Material	
24" x 3" Grade Ring			Material	
24" Ring and Cover			Material	
Manhole Installation Labor			Labor	
60" Manhole			Count	
60" Dia. x 36" H Round Base			Material	
60" Dia. x 24" H Round Riser			Material	
60" Dia. Cone Roof w/ 24" Concentric Opening			Material	
24" x 3" Grade Ring			Material	
24" Ring and Cover			Material	
Manhole Installation Labor			Labor	
72" Manhole			Count	
72" Dia. x 36" H Round Base			Material	
72" Dia. x 24" H Round Riser			Material	
72" Dia. Cone Roof w/ 24" Concentric Opening			Material	
24" x 3" Grade Ring			Material	
24" Ring and Cover			Material	
Manhole Installation Labor			Labor	
84" Manhole			Count	
84" Dia. x 36" H Round Base			Material	
84" Dia. x 24" H Round Riser			Material	
84" Dia. Cone Roof w/ 24" Concentric Opening			Material	
24" x 3" Grade Ring			Material	
24" Ring and Cover			Material	
Manhole Installation Labor			Labor	
96" Manhole			Count	
96" Dia. x 36" H Round Base			Material	
96" Dia. x 24" H Round Riser			Material	
96" Dia. Cone Roof w/ 24" Concentric Opening			Material	
24" x 3" Grade Ring			Material	
24" Ring and Cover			Material	
Manhole Installation Labor			Labor	

Site Utility—Sewer Assemblies -- Continued

Name	Description	Division	Type	Color
[-] Fittings			Folder	Black
[-] PVC			Folder	Black
[-] Bends			Folder	Black
[-] 5-5/8 Deg. Bend			Folder	Black
[-] 4" 5-5/8 Deg. G x G DIP Bend			Count	Purple
4" 5-5/8 Deg. G x G DIP Bend			Material	
Fitting Installation Labor			Labor	
[-] 6" 5-5/8 Deg. G x G DIP Bend			Count	Blue
6" 5-5/8 Deg. G x G DIP Bend			Material	
Fitting Installation Labor			Labor	
[-] 8" 5-5/8 Deg. G x G DIP Bend			Count	Olive
8" 5-5/8 Deg. G x G DIP Bend			Material	
Fitting Installation Labor			Labor	
[-] 10" 5-5/8 Deg. G x G DIP Bend			Count	Green
10" 5-5/8 Deg. G x G DIP Bend			Material	
Fitting Installation Labor			Labor	
[-] 12" 5-5/8 Deg. G x G DIP Bend			Count	Dark Red
12" 5-5/8 Deg. G x G DIP Bend			Material	
Fitting Installation Labor			Labor	
[-] 14" 5-5/8 Deg. G x G DIP Bend			Count	Cyan
14" 5-5/8 Deg. G x G DIP Bend			Material	
Fitting Installation Labor			Labor	
[-] 11-1/4 Deg. Bend			Folder	Black
[-] 4" 11-1/4 Deg. G x G DIP Bend			Count	Magenta
4" 11-1/4 Deg. G x G DIP Bend			Material	
Fitting Installation Labor			Labor	
[-] 6" 11-1/4 Deg. G x G DIP Bend			Count	Blue
6" 11-1/4 Deg. G x G DIP Bend			Material	
Fitting Installation Labor			Labor	
[-] 8" 11-1/4 Deg. G x G DIP Bend			Count	Yellow
8" 11-1/4 Deg. G x G DIP Bend			Material	
Fitting Installation Labor			Labor	
[-] 10" 11-1/4 Deg. G x G DIP Bend			Count	Bright Green
10" 11-1/4 Deg. G x G DIP Bend			Material	
Fitting Installation Labor			Labor	
[-] 12" 11-1/4 Deg. G x G DIP Bend			Count	Red
12" 11-1/4 Deg. G x G DIP Bend			Material	
Fitting Installation Labor			Labor	
[-] 14" 11-1/4 Deg. G x G DIP Bend			Count	Teal
14" 11-1/4 Deg. G x G DIP Bend			Material	
Fitting Installation Labor			Labor	

Site Utility—Sewer Assemblies -- Continued

Name	Description	Division	Type	Color
22-1/2 Deg. Bend			Folder	
4" 22-1/2 Deg. G x G DIP Bend			Count	
4" 22-1/2 Deg. G x G DIP Bend			Material	
Fitting Installation Labor			Labor	
6" 22-1/2 Deg. G x G DIP Bend			Count	
6" 22-1/2 Deg. G x G DIP Bend			Material	
Fitting Installation Labor			Labor	
8" 22-1/2 Deg. G x G DIP Bend			Count	
8" 22-1/2 Deg. G x G DIP Bend			Material	
Fitting Installation Labor			Labor	
10" 22-1/2 Deg. G x G DIP Bend			Count	
10" 22-1/2 Deg. G x G DIP Bend			Material	
Fitting Installation Labor			Labor	
12" 22-1/2 Deg. G x G DIP Bend			Count	
12" 22-1/2 Deg. G x G DIP Bend			Material	
Fitting Installation Labor			Labor	
14" 22-1/2 Deg. G x G DIP Bend			Count	
14" 22-1/2 Deg. G x G DIP Bend			Material	
Fitting Installation Labor			Labor	
30 Deg. Bend			Folder	
4" 30 Deg. G x G DIP Bend			Count	
4" 30 Deg. G x G DIP Bend			Material	
Fitting Installation Labor			Labor	
6" 30 Deg. G x G DIP Bend			Count	
6" 30 Deg. G x G DIP Bend			Material	
Fitting Installation Labor			Labor	
8" 30 Deg. G x G DIP Bend			Count	
8" 30 Deg. G x G DIP Bend			Material	
Fitting Installation Labor			Labor	
10" 30 Deg. G x G DIP Bend			Count	
10" 30 Deg. G x G DIP Bend			Material	
Fitting Installation Labor			Labor	
12" 30 Deg. G x G DIP Bend			Count	
12" 30 Deg. G x G DIP Bend			Material	
Fitting Installation Labor			Labor	
14" 30 Deg. G x G DIP Bend			Count	
14" 30 Deg. G x G DIP Bend			Material	
Fitting Installation Labor			Labor	

Site Utility—Sewer Assemblies -- Continued

Name	Description	Division	Type	Color
45 Deg. Bend			Folder	Black
4" 45 Deg. G x G DIP Bend			Count	Purple
4" 45 Deg. G x G DIP Bend			Material	
Fitting Installation Labor			Labor	
6" 45 Deg. G x G DIP Bend			Count	Blue
6" 45 Deg. G x G DIP Bend			Material	
Fitting Installation Labor			Labor	
8" 45 Deg. G x G DIP Bend			Count	Olive
8" 45 Deg. G x G DIP Bend			Material	
Fitting Installation Labor			Labor	
10" 45 Deg. G x G DIP Bend			Count	Green
10" 45 Deg. G x G DIP Bend			Material	
Fitting Installation Labor			Labor	
12" 45 Deg. G x G DIP Bend			Count	Dark Red
12" 45 Deg. G x G DIP Bend			Material	
Fitting Installation Labor			Labor	
14" 45 Deg. G x G DIP Bend			Count	Cyan
14" 45 Deg. G x G DIP Bend			Material	
Fitting Installation Labor			Labor	
60 Deg. Bend			Folder	Black
4" 60 Deg. G x G DIP Bend			Count	Magenta
4" 60 Deg. G x G DIP Bend			Material	
Fitting Installation Labor			Labor	
6" 60 Deg. G x G DIP Bend			Count	Blue
6" 60 Deg. G x G DIP Bend			Material	
Fitting Installation Labor			Labor	
8" 60 Deg. G x G DIP Bend			Count	Yellow
8" 60 Deg. G x G DIP Bend			Material	
Fitting Installation Labor			Labor	
10" 60 Deg. G x G DIP Bend			Count	Bright Green
10" 60 Deg. G x G DIP Bend			Material	
Fitting Installation Labor			Labor	
12" 60 Deg. G x G DIP Bend			Count	Red
12" 60 Deg. G x G DIP Bend			Material	
Fitting Installation Labor			Labor	
14" 60 Deg. G x G DIP Bend			Count	Teal
14" 60 Deg. G x G DIP Bend			Material	
Fitting Installation Labor			Labor	

Site Utility—Sewer Assemblies -- Continued

Name	Description	Division	Type	Color
90 Deg. Bend			Folder	
4" 90 Deg. G x G DIP Bend			Count	
4" 90 Deg. G x G DIP Bend			Material	
Fitting Installation Labor			Labor	
6" 90 Deg. G x G DIP Bend			Count	
6" 90 Deg. G x G DIP Bend			Material	
Fitting Installation Labor			Labor	
8" 90 Deg. G x G DIP Bend			Count	
8" 90 Deg. G x G DIP Bend			Material	
Fitting Installation Labor			Labor	
10" 90 Deg. G x G DIP Bend			Count	
10" 90 Deg. G x G DIP Bend			Material	
Fitting Installation Labor			Labor	
12" 90 Deg. G x G DIP Bend			Count	
12" 90 Deg. G x G DIP Bend			Material	
Fitting Installation Labor			Labor	
14" 90 Deg. G x G DIP Bend			Count	
14" 90 Deg. G x G DIP Bend			Material	
Fitting Installation Labor			Labor	

Site Utility—Sewer Assemblies -- Continued

Name	Description	Division	Type	Color
Wyes			Folder	
4x4 WYE SCH 40 PVC G x G			Count	Green
4x4 WYE SCH 40 PVC G x G			Material	
Fitting Installation Labor			Labor	
6x4 WYE SCH 40 PVC G x G			Count	Red
6x4 WYE SCH 40 PVC G x G			Material	
Fitting Installation Labor			Labor	
6x6 WYE SCH 40 PVC G x G			Count	Teal
6x6 WYE SCH 40 PVC G x G			Material	
Fitting Installation Labor			Labor	
8x4 WYE SCH 40 PVC G x G			Count	Purple
8x4 WYE SCH 40 PVC G x G			Material	
Fitting Installation Labor			Labor	
8x6 WYE SCH 40 PVC G x G			Count	Dark Blue
8x6 WYE SCH 40 PVC G x G			Material	
Fitting Installation Labor			Labor	
8x8 WYE SCH 40 PVC G x G			Count	Olive
8x8 WYE SCH 40 PVC G x G			Material	
Fitting Installation Labor			Labor	
10x4 WYE SCH 40 PVC G x G			Count	Dark Green
10x4 WYE SCH 40 PVC G x G			Material	
Fitting Installation Labor			Labor	
10x6 WYE SCH 40 PVC G x G			Count	Dark Red
10x6 WYE SCH 40 PVC G x G			Material	
Fitting Installation Labor			Labor	
10x8 WYE SCH 40 PVC G x G			Count	Cyan
10x8 WYE SCH 40 PVC G x G			Material	
Fitting Installation Labor			Labor	
10x10 WYE SCH 40 PVC G x G			Count	Magenta
10x10 WYE SCH 40 PVC G x G			Material	
Fitting Installation Labor			Labor	
12x4 WYE SCH 40 PVC G x G			Count	Blue
12x4 WYE SCH 40 PVC G x G			Material	
Fitting Installation Labor			Labor	
12x6 WYE SCH 40 PVC G x G			Count	Yellow
12x6 WYE SCH 40 PVC G x G			Material	
Fitting Installation Labor			Labor	
12x8 WYE SCH 40 PVC G x G			Count	Light Green
12x8 WYE SCH 40 PVC G x G			Material	
Fitting Installation Labor			Labor	
12x10 WYE SCH 40 PVC G x G			Count	Red
12x10 WYE SCH 40 PVC G x G			Material	
Fitting Installation Labor			Labor	
12x12 WYE SCH 40 PVC G x G			Count	Teal
12x12 WYE SCH 40 PVC G x G			Material	
Fitting Installation Labor			Labor	

Site Utility—Sewer Assemblies -- Continued

Name	Description	Division	Type	Color
Tees			Folder	
4x4 TEE SCH 40 PVC G x G			Count	Magenta
4x4 TEE SCH 40 PVC G x G			Material	
Fitting Installation Labor			Labor	
6x4 TEE SCH 40 PVC G x G			Count	Blue
6x4 TEE SCH 40 PVC G x G			Material	
Fitting Installation Labor			Labor	
6x6 TEE SCH 40 PVC G x G			Count	Yellow
6x6 TEE SCH 40 PVC G x G			Material	
Fitting Installation Labor			Labor	
8x4 TEE SCH 40 PVC G x G			Count	Green
8x4 TEE SCH 40 PVC G x G			Material	
Fitting Installation Labor			Labor	
8x6 TEE SCH 40 PVC G x G			Count	Red
8x6 TEE SCH 40 PVC G x G			Material	
Fitting Installation Labor			Labor	
8x8 TEE SCH 40 PVC G x G			Count	Teal
8x8 TEE SCH 40 PVC G x G			Material	
Fitting Installation Labor			Labor	
10x4 TEE SCH 40 PVC G x G			Count	Purple
10x4 TEE SCH 40 PVC G x G			Material	
Fitting Installation Labor			Labor	
10x6 TEE SCH 40 PVC G x G			Count	Dark Blue
10x6 TEE SCH 40 PVC G x G			Material	
Fitting Installation Labor			Labor	
10x8 TEE SCH 40 PVC G x G			Count	Olive Green
10x8 TEE SCH 40 PVC G x G			Material	
Fitting Installation Labor			Labor	
10x10 TEE SCH 40 PVC G x G			Count	Dark Green
10x10 TEE SCH 40 PVC G x G			Material	
Fitting Installation Labor			Labor	
12x4 TEE SCH 40 PVC G x G			Count	Brown
12x4 TEE SCH 40 PVC G x G			Material	
Fitting Installation Labor			Labor	
12x6 TEE SCH 40 PVC G x G			Count	Cyan
12x6 TEE SCH 40 PVC G x G			Material	
Fitting Installation Labor			Labor	
12x8 TEE SCH 40 PVC G x G			Count	Magenta
12x8 TEE SCH 40 PVC G x G			Material	
Fitting Installation Labor			Labor	
12x10 TEE SCH 40 PVC G x G			Count	Blue
12x10 TEE SCH 40 PVC G x G			Material	
Fitting Installation Labor			Labor	
12x12 TEE SCH 40 PVC G x G			Count	Yellow
12x12 TEE SCH 40 PVC G x G			Material	
Fitting Installation Labor			Labor	

Site Utility—Sewer Assemblies -- Continued

Name	Description	Division	Type	Color
[-] Crosses			Folder	
[-] 4x4 CROSS SCH 40 PVC G x G			Count	Green
4x4 CROSS SCH 40 PVC G x G			Material	
Fitting Installation Labor			Labor	
[-] 6x4 CROSS SCH 40 PVC G x G			Count	Red
6x4 CROSS SCH 40 PVC G x G			Material	
Fitting Installation Labor			Labor	
[-] 6x6 CROSS SCH 40 PVC G x G			Count	Cyan
6x6 CROSS SCH 40 PVC G x G			Material	
Fitting Installation Labor			Labor	
[-] 8x4 CROSS SCH 40 PVC G x G			Count	Magenta
8x4 CROSS SCH 40 PVC G x G			Material	
Fitting Installation Labor			Labor	
[-] 8x6 CROSS SCH 40 PVC G x G			Count	Blue
8x6 CROSS SCH 40 PVC G x G			Material	
Fitting Installation Labor			Labor	
[-] 8x8 CROSS SCH 40 PVC G x G			Count	Yellow
8x8 CROSS SCH 40 PVC G x G			Material	
Fitting Installation Labor			Labor	
[-] 10x4 CROSS SCH 40 PVC G x G			Count	Light Green
10x4 CROSS SCH 40 PVC G x G			Material	
Fitting Installation Labor			Labor	
[-] 10x6 CROSS SCH 40 PVC G x G			Count	Red
10x6 CROSS SCH 40 PVC G x G			Material	
Fitting Installation Labor			Labor	
[-] 10x8 CROSS SCH 40 PVC G x G			Count	Teal
10x8 CROSS SCH 40 PVC G x G			Material	
Fitting Installation Labor			Labor	
[-] 10x10 CROSS SCH 40 PVC G x G			Count	Purple
10x10 CROSS SCH 40 PVC G x G			Material	
Fitting Installation Labor			Labor	
[-] 12x4 CROSS SCH 40 PVC G x G			Count	Dark Blue
12x4 CROSS SCH 40 PVC G x G			Material	
Fitting Installation Labor			Labor	
[-] 12x6 CROSS SCH 40 PVC G x G			Count	Olive
12x6 CROSS SCH 40 PVC G x G			Material	
Fitting Installation Labor			Labor	
[-] 12x8 CROSS SCH 40 PVC G x G			Count	Green
12x8 CROSS SCH 40 PVC G x G			Material	
Fitting Installation Labor			Labor	
[-] 12x10 CROSS SCH 40 PVC G x G			Count	Red
12x10 CROSS SCH 40 PVC G x G			Material	
Fitting Installation Labor			Labor	
[-] 12x12 CROSS SCH 40 PVC G x G			Count	Cyan
12x12 CROSS SCH 40 PVC G x G			Material	
Fitting Installation Labor			Labor	

Site Utility—Sewer Assemblies -- Continued

Name	Description	Division	Type	Color
Reducers			Folder	
6x4 PVC Concentric Reducer GxG			Count	
6x4 PVC Concentric Reducer GxG			Material	
Fitting Installation Labor			Labor	
8x4 PVC Concentric Reducer GxG			Count	
8x4 PVC Concentric Reducer GxG			Material	
Fitting Installation Labor			Labor	
8x6 PVC Concentric Reducer GxG			Count	
8x6 PVC Concentric Reducer GxG			Material	
Fitting Installation Labor			Labor	
10x4 PVC Concentric Reducer GxG			Count	
10x4 PVC Concentric Reducer GxG			Material	
Fitting Installation Labor			Labor	
10x6 PVC Concentric Reducer GxG			Count	
10x6 PVC Concentric Reducer GxG			Material	
Fitting Installation Labor			Labor	
10x8 PVC Concentric Reducer GxG			Count	
10x8 PVC Concentric Reducer GxG			Material	
Fitting Installation Labor			Labor	
12x4 PVC Concentric Reducer GxG			Count	
12x4 PVC Concentric Reducer GxG			Material	
Fitting Installation Labor			Labor	
12x6 PVC Concentric Reducer GxG			Count	
12x6 PVC Concentric Reducer GxG			Material	
Fitting Installation Labor			Labor	
12x8 PVC Concentric Reducer GxG			Count	
12x8 PVC Concentric Reducer GxG			Material	
Fitting Installation Labor			Labor	
12x10 PVC Concentric Reducer GxG			Count	
12x10 PVC Concentric Reducer GxG			Material	
Fitting Installation Labor			Labor	

Site Utility—Sewer Assemblies -- Continued

Name	Description	Division	Type	Color
Plugs and Caps			Folder	
4" PVC PLUG SCH 40 G			Count	
4" PVC PLUG SCH 40 G			Material	
Fitting Installation Labor			Labor	
6" PVC PLUG SCH 40 G			Count	
6" PVC PLUG SCH 40 G			Material	
Fitting Installation Labor			Labor	
8" PVC PLUG SCH 40 G			Count	
8" PVC PLUG SCH 40 G			Material	
Fitting Installation Labor			Labor	
10" PVC PLUG SCH 40 G			Count	
10" PVC PLUG SCH 40 G			Material	
Fitting Installation Labor			Labor	
12" PVC PLUG SCH 40 G			Count	
12" PVC PLUG SCH 40 G			Material	
Fitting Installation Labor			Labor	
14" PVC PLUG SCH 40 G			Count	
14" PVC PLUG SCH 40 G			Material	
Fitting Installation Labor			Labor	
16" PVC PLUG SCH 40 G			Count	
16" PVC PLUG SCH 40 G			Material	
Fitting Installation Labor			Labor	
18" PVC PLUG SCH 40 G			Count	
18" PVC PLUG SCH 40 G			Material	
Fitting Installation Labor			Labor	
20" PVC PLUG SCH 40 G			Count	
20" PVC PLUG SCH 40 G			Material	
Fitting Installation Labor			Labor	
22" PVC PLUG SCH 40 G			Count	
22" PVC PLUG SCH 40 G			Material	
Fitting Installation Labor			Labor	
24" PVC PLUG SCH 40 G			Count	
24" PVC PLUG SCH 40 G			Material	
Fitting Installation Labor			Labor	

Site Utility—Sewer Assemblies -- Continued

Name	Description	Division	Type	Color
[-] DIP			Folder	Black
[-] Bends			Folder	Black
[-] 5-5/8 Deg. Bend			Folder	Black
[-] 4" 5-5/8 Deg. MJ x MJ DIP Bend			Count	Purple
4" 5-5/8 Deg. MJ x MJ DIP Bend			Material	
Fitting Installation Labor			Labor	
[-] 6" 5-5/8 Deg. MJ x MJ DIP Bend			Count	Blue
6" 5-5/8 Deg. MJ x MJ DIP Bend			Material	
Fitting Installation Labor			Labor	
[-] 8" 5-5/8 Deg. MJ x MJ DIP Bend			Count	Olive
8" 5-5/8 Deg. MJ x MJ DIP Bend			Material	
Fitting Installation Labor			Labor	
[-] 10" 5-5/8 Deg. MJ x MJ DIP Bend			Count	Green
10" 5-5/8 Deg. MJ x MJ DIP Bend			Material	
Fitting Installation Labor			Labor	
[-] 12" 5-5/8 Deg. MJ x MJ DIP Bend			Count	Dark Red
12" 5-5/8 Deg. MJ x MJ DIP Bend			Material	
Fitting Installation Labor			Labor	
[-] 14" 5-5/8 Deg. MJ x MJ DIP Bend			Count	Cyan
14" 5-5/8 Deg. MJ x MJ DIP Bend			Material	
Fitting Installation Labor			Labor	
[-] 11-1/4 Deg. Bend			Folder	Black
[-] 4" 11-1/4 Deg. MJ x MJ DIP Bend			Count	Magenta
4" 11-1/4 Deg. MJ x MJ DIP Bend			Material	
Fitting Installation Labor			Labor	
[-] 6" 11-1/4 Deg. MJ x MJ DIP Bend			Count	Blue
6" 11-1/4 Deg. MJ x MJ DIP Bend			Material	
Fitting Installation Labor			Labor	
[-] 8" 11-1/4 Deg. MJ x MJ DIP Bend			Count	Yellow
8" 11-1/4 Deg. MJ x MJ DIP Bend			Material	
Fitting Installation Labor			Labor	
[-] 10" 11-1/4 Deg. MJ x MJ DIP Bend			Count	Bright Green
10" 11-1/4 Deg. MJ x MJ DIP Bend			Material	
Fitting Installation Labor			Labor	
[-] 12" 11-1/4 Deg. MJ x MJ DIP Bend			Count	Red
12" 11-1/4 Deg. MJ x MJ DIP Bend			Material	
Fitting Installation Labor			Labor	
[-] 14" 11-1/4 Deg. MJ x MJ DIP Bend			Count	Teal
14" 11-1/4 Deg. MJ x MJ DIP Bend			Material	
Fitting Installation Labor			Labor	

Site Utility—Sewer Assemblies -- Continued

Name	Description	Division	Type	Color
22-1/2 Deg. Bend			Folder	
4" 22-1/2 Deg. MJ x MJ DIP Bend			Count	
4" 22-1/2 Deg. MJ x MJ DIP Bend			Material	
Fitting Installation Labor			Labor	
6" 22-1/2 Deg. MJ x MJ DIP Bend			Count	
6" 22-1/2 Deg. MJ x MJ DIP Bend			Material	
Fitting Installation Labor			Labor	
8" 22-1/2 Deg. MJ x MJ DIP Bend			Count	
8" 22-1/2 Deg. MJ x MJ DIP Bend			Material	
Fitting Installation Labor			Labor	
10" 22-1/2 Deg. MJ x MJ DIP Bend			Count	
10" 22-1/2 Deg. MJ x MJ DIP Bend			Material	
Fitting Installation Labor			Labor	
12" 22-1/2 Deg. MJ x MJ DIP Bend			Count	
12" 22-1/2 Deg. MJ x MJ DIP Bend			Material	
Fitting Installation Labor			Labor	
14" 22-1/2 Deg. MJ x MJ DIP Bend			Count	
14" 22-1/2 Deg. MJ x MJ DIP Bend			Material	
Fitting Installation Labor			Labor	
30 Deg. Bend			Folder	
4" 30 Deg. MJ x MJ DIP Bend			Count	
4" 30 Deg. MJ x MJ DIP Bend			Material	
Fitting Installation Labor			Labor	
6" 30 Deg. MJ x MJ DIP Bend			Count	
6" 30 Deg. MJ x MJ DIP Bend			Material	
Fitting Installation Labor			Labor	
8" 30 Deg. MJ x MJ DIP Bend			Count	
8" 30 Deg. MJ x MJ DIP Bend			Material	
Fitting Installation Labor			Labor	
10" 30 Deg. MJ x MJ DIP Bend			Count	
10" 30 Deg. MJ x MJ DIP Bend			Material	
Fitting Installation Labor			Labor	
12" 30 Deg. MJ x MJ DIP Bend			Count	
12" 30 Deg. MJ x MJ DIP Bend			Material	
Fitting Installation Labor			Labor	
14" 30 Deg. MJ x MJ DIP Bend			Count	
14" 30 Deg. MJ x MJ DIP Bend			Material	
Fitting Installation Labor			Labor	

Site Utility—Sewer Assemblies -- Continued

Name	Description	Division	Type	Color
45 Deg. Bend			Folder	
4" 45 Deg. MJ x MJ DIP Bend			Count	
4" 45 Deg. MJ x MJ DIP Bend			Material	
Fitting Installation Labor			Labor	
6" 45 Deg. MJ x MJ DIP Bend			Count	
6" 45 Deg. MJ x MJ DIP Bend			Material	
Fitting Installation Labor			Labor	
8" 45 Deg. MJ x MJ DIP Bend			Count	
8" 45 Deg. MJ x MJ DIP Bend			Material	
Fitting Installation Labor			Labor	
10" 45 Deg. MJ x MJ DIP Bend			Count	
10" 45 Deg. MJ x MJ DIP Bend			Material	
Fitting Installation Labor			Labor	
12" 45 Deg. MJ x MJ DIP Bend			Count	
12" 45 Deg. MJ x MJ DIP Bend			Material	
Fitting Installation Labor			Labor	
14" 45 Deg. MJ x MJ DIP Bend			Count	
14" 45 Deg. MJ x MJ DIP Bend			Material	
Fitting Installation Labor			Labor	
60 Deg. Bend			Folder	
4" 60 Deg. MJ x MJ DIP Bend			Count	
4" 60 Deg. MJ x MJ DIP Bend			Material	
Fitting Installation Labor			Labor	
6" 60 Deg. MJ x MJ DIP Bend			Count	
6" 60 Deg. MJ x MJ DIP Bend			Material	
Fitting Installation Labor			Labor	
8" 60 Deg. MJ x MJ DIP Bend			Count	
8" 60 Deg. MJ x MJ DIP Bend			Material	
Fitting Installation Labor			Labor	
10" 60 Deg. MJ x MJ DIP Bend			Count	
10" 60 Deg. MJ x MJ DIP Bend			Material	
Fitting Installation Labor			Labor	
12" 60 Deg. MJ x MJ DIP Bend			Count	
12" 60 Deg. MJ x MJ DIP Bend			Material	
Fitting Installation Labor			Labor	
14" 60 Deg. MJ x MJ DIP Bend			Count	
14" 60 Deg. MJ x MJ DIP Bend			Material	
Fitting Installation Labor			Labor	

Site Utility—Sewer Assemblies -- Continued

Name	Description	Division	Type	Color
90 Deg. Bend			Folder	
4" 90 Deg. MJ x MJ DIP Bend			Count	
4" 90 Deg. MJ x MJ DIP Bend			Material	
Fitting Installation Labor			Labor	
6" 90 Deg. MJ x MJ DIP Bend			Count	
6" 90 Deg. MJ x MJ DIP Bend			Material	
Fitting Installation Labor			Labor	
8" 90 Deg. MJ x MJ DIP Bend			Count	
8" 90 Deg. MJ x MJ DIP Bend			Material	
Fitting Installation Labor			Labor	
10" 90 Deg. MJ x MJ DIP Bend			Count	
10" 90 Deg. MJ x MJ DIP Bend			Material	
Fitting Installation Labor			Labor	
12" 90 Deg. MJ x MJ DIP Bend			Count	
12" 90 Deg. MJ x MJ DIP Bend			Material	
Fitting Installation Labor			Labor	
14" 90 Deg. MJ x MJ DIP Bend			Count	
14" 90 Deg. MJ x MJ DIP Bend			Material	
Fitting Installation Labor			Labor	

Site Utility—Sewer Assemblies -- Continued

Name	Description	Division	Type	Color
Wyes			Folder	
4x4 WYE SCH 40 DIP MJ x MJ			Count	
4x4 WYE SCH 40 DIP MJ x MJ			Material	
Fitting Installation Labor			Labor	
6x4 WYE SCH 40 DIP MJ x MJ			Count	
6x4 WYE SCH 40 DIP MJ x MJ			Material	
Fitting Installation Labor			Labor	
6x6 WYE SCH 40 DIP MJ x MJ			Count	
6x6 WYE SCH 40 DIP MJ x MJ			Material	
Fitting Installation Labor			Labor	
8x4 WYE SCH 40 DIP MJ x MJ			Count	
8x4 WYE SCH 40 DIP MJ x MJ			Material	
Fitting Installation Labor			Labor	
8x6 WYE SCH 40 DIP MJ x MJ			Count	
8x6 WYE SCH 40 DIP MJ x MJ			Material	
Fitting Installation Labor			Labor	
8x8 WYE SCH 40 DIP MJ x MJ			Count	
8x8 WYE SCH 40 DIP MJ x MJ			Material	
Fitting Installation Labor			Labor	
10x4 WYE SCH 40 DIP MJ x MJ			Count	
10x4 WYE SCH 40 DIP MJ x MJ			Material	
Fitting Installation Labor			Labor	
10x6 WYE SCH 40 DIP MJ x MJ			Count	
10x6 WYE SCH 40 DIP MJ x MJ			Material	
Fitting Installation Labor			Labor	
10x8 WYE SCH 40 DIP MJ x MJ			Count	
10x8 WYE SCH 40 DIP MJ x MJ			Material	
Fitting Installation Labor			Labor	
10x10 WYE SCH 40 DIP MJ x MJ			Count	
10x10 WYE SCH 40 DIP MJ x MJ			Material	
Fitting Installation Labor			Labor	
12x4 WYE SCH 40 DIP MJ x MJ			Count	
12x4 WYE SCH 40 DIP MJ x MJ			Material	
Fitting Installation Labor			Labor	
12x6 WYE SCH 40 DIP MJ x MJ			Count	
12x6 WYE SCH 40 DIP MJ x MJ			Material	
Fitting Installation Labor			Labor	
12x8 WYE SCH 40 DIP MJ x MJ			Count	
12x8 WYE SCH 40 DIP MJ x MJ			Material	
Fitting Installation Labor			Labor	
12x10 WYE SCH 40 DIP MJ x MJ			Count	
12x10 WYE SCH 40 DIP MJ x MJ			Material	
Fitting Installation Labor			Labor	
12x12 WYE SCH 40 DIP MJ x MJ			Count	
12x12 WYE SCH 40 DIP MJ x MJ			Material	
Fitting Installation Labor			Labor	

Site Utility—Sewer Assemblies -- Continued

Name	Description	Division	Type	Color
Tees			Folder	
4x4 TEE SCH 40 DIP MJ x MJ			Count	Magenta
4x4 TEE SCH 40 DIP MJ x MJ			Material	
Fitting Installation Labor			Labor	
6x4 TEE SCH 40 DIP MJ x MJ			Count	Blue
6x4 TEE SCH 40 DIP MJ x MJ			Material	
Fitting Installation Labor			Labor	
6x6 TEE SCH 40 DIP MJ x MJ			Count	Yellow
6x6 TEE SCH 40 DIP MJ x MJ			Material	
Fitting Installation Labor			Labor	
8x4 TEE SCH 40 DIP MJ x MJ			Count	Green
8x4 TEE SCH 40 DIP MJ x MJ			Material	
Fitting Installation Labor			Labor	
8x6 TEE SCH 40 DIP MJ x MJ			Count	Red
8x6 TEE SCH 40 DIP MJ x MJ			Material	
Fitting Installation Labor			Labor	
8x8 TEE SCH 40 DIP MJ x MJ			Count	Teal
8x8 TEE SCH 40 DIP MJ x MJ			Material	
Fitting Installation Labor			Labor	
10x4 TEE SCH 40 DIP MJ x MJ			Count	Purple
10x4 TEE SCH 40 DIP MJ x MJ			Material	
Fitting Installation Labor			Labor	
10x6 TEE SCH 40 DIP MJ x MJ			Count	Dark Blue
10x6 TEE SCH 40 DIP MJ x MJ			Material	
Fitting Installation Labor			Labor	
10x8 TEE SCH 40 DIP MJ x MJ			Count	Olive Green
10x8 TEE SCH 40 DIP MJ x MJ			Material	
Fitting Installation Labor			Labor	
10x10 TEE SCH 40 DIP MJ x MJ			Count	Dark Green
10x10 TEE SCH 40 DIP MJ x MJ			Material	
Fitting Installation Labor			Labor	
12x4 TEE SCH 40 DIP MJ x MJ			Count	Brown
12x4 TEE SCH 40 DIP MJ x MJ			Material	
Fitting Installation Labor			Labor	
12x6 TEE SCH 40 DIP MJ x MJ			Count	Cyan
12x6 TEE SCH 40 DIP MJ x MJ			Material	
Fitting Installation Labor			Labor	
12x8 TEE SCH 40 DIP MJ x MJ			Count	Magenta
12x8 TEE SCH 40 DIP MJ x MJ			Material	
Fitting Installation Labor			Labor	
12x10 TEE SCH 40 DIP MJ x MJ			Count	Blue
12x10 TEE SCH 40 DIP MJ x MJ			Material	
Fitting Installation Labor			Labor	
12x12 TEE SCH 40 DIP MJ x MJ			Count	Yellow
12x12 TEE SCH 40 DIP MJ x MJ			Material	
Fitting Installation Labor			Labor	

Site Utility—Sewer Assemblies -- Continued

Name	Description	Division	Type	Color
[-] Crosses			Folder	
[-] 4x4 CROSS SCH 40 DIP MJ x MJ			Count	Green
[-] 4x4 CROSS SCH 40 DIP MJ x MJ			Material	
[-] Fitting Installation Labor			Labor	
[-] 6x4 CROSS SCH 40 DIP MJ x MJ			Count	Dark Red
[-] 6x4 CROSS SCH 40 DIP MJ x MJ			Material	
[-] Fitting Installation Labor			Labor	
[-] 6x6 CROSS SCH 40 DIP MJ x MJ			Count	Cyan
[-] 6x6 CROSS SCH 40 DIP MJ x MJ			Material	
[-] Fitting Installation Labor			Labor	
[-] 8x4 CROSS SCH 40 DIP MJ x MJ			Count	Magenta
[-] 8x4 CROSS SCH 40 DIP MJ x MJ			Material	
[-] Fitting Installation Labor			Labor	
[-] 8x6 CROSS SCH 40 DIP MJ x MJ			Count	Blue
[-] 8x6 CROSS SCH 40 DIP MJ x MJ			Material	
[-] Fitting Installation Labor			Labor	
[-] 8x8 CROSS SCH 40 DIP MJ x MJ			Count	Yellow
[-] 8x8 CROSS SCH 40 DIP MJ x MJ			Material	
[-] Fitting Installation Labor			Labor	
[-] 10x4 CROSS SCH 40 DIP MJ x MJ			Count	Bright Green
[-] 10x4 CROSS SCH 40 DIP MJ x MJ			Material	
[-] Fitting Installation Labor			Labor	
[-] 10x6 CROSS SCH 40 DIP MJ x MJ			Count	Red
[-] 10x6 CROSS SCH 40 DIP MJ x MJ			Material	
[-] Fitting Installation Labor			Labor	
[-] 10x8 CROSS SCH 40 DIP MJ x MJ			Count	Teal
[-] 10x8 CROSS SCH 40 DIP MJ x MJ			Material	
[-] Fitting Installation Labor			Labor	
[-] 10x10 CROSS SCH 40 DIP MJ x MJ			Count	Purple
[-] 10x10 CROSS SCH 40 DIP MJ x MJ			Material	
[-] Fitting Installation Labor			Labor	
[-] 12x4 CROSS SCH 40 DIP MJ x MJ			Count	Dark Blue
[-] 12x4 CROSS SCH 40 DIP MJ x MJ			Material	
[-] Fitting Installation Labor			Labor	
[-] 12x6 CROSS SCH 40 DIP MJ x MJ			Count	Olive Green
[-] 12x6 CROSS SCH 40 DIP MJ x MJ			Material	
[-] Fitting Installation Labor			Labor	
[-] 12x8 CROSS SCH 40 DIP MJ x MJ			Count	Green
[-] 12x8 CROSS SCH 40 DIP MJ x MJ			Material	
[-] Fitting Installation Labor			Labor	
[-] 12x10 CROSS SCH 40 DIP MJ x MJ			Count	Dark Red
[-] 12x10 CROSS SCH 40 DIP MJ x MJ			Material	
[-] Fitting Installation Labor			Labor	
[-] 12x12 CROSS SCH 40 DIP MJ x MJ			Count	Cyan
[-] 12x12 CROSS SCH 40 DIP MJ x MJ			Material	
[-] Fitting Installation Labor			Labor	

Site Utility—Sewer Assemblies – Continued

Name	Description	Division	Type	Color
Reducers			Folder	
6x4 DIP Concentric Reducer MJxMJ			Count	
6x4 DIP Concentric Reducer MJxMJ			Material	
Fitting Installation Labor			Labor	
8x4 DIP Concentric Reducer MJxMJ			Count	
8x4 DIP Concentric Reducer MJxMJ			Material	
Fitting Installation Labor			Labor	
8x6 DIP Concentric Reducer MJxMJ			Count	
8x6 DIP Concentric Reducer MJxMJ			Material	
Fitting Installation Labor			Labor	
10x4 DIP Concentric Reducer MJxMJ			Count	
10x4 DIP Concentric Reducer MJxMJ			Material	
Fitting Installation Labor			Labor	
10x6 DIP Concentric Reducer MJxMJ			Count	
10x6 DIP Concentric Reducer MJxMJ			Material	
Fitting Installation Labor			Labor	
10x8 DIP Concentric Reducer MJxMJ			Count	
10x8 DIP Concentric Reducer MJxMJ			Material	
Fitting Installation Labor			Labor	
12x4 DIP Concentric Reducer MJxMJ			Count	
12x4 DIP Concentric Reducer MJxMJ			Material	
Fitting Installation Labor			Labor	
12x6 DIP Concentric Reducer MJxMJ			Count	
12x6 DIP Concentric Reducer MJxMJ			Material	
Fitting Installation Labor			Labor	
12x8 DIP Concentric Reducer MJxMJ			Count	
12x8 DIP Concentric Reducer MJxMJ			Material	
Fitting Installation Labor			Labor	
12x10 DIP Concentric Reducer MJxMJ			Count	
12x10 DIP Concentric Reducer MJxMJ			Material	
Fitting Installation Labor			Labor	

Site Utility—Sewer Assemblies – Continued

Name	Description	Division	Type	Color
Plugs and Caps			Folder	
4" DIP PLUG SCH 40 MJ			Count	Magenta
4" DIP PLUG SCH 40 MJ			Material	
Fitting Installation Labor			Labor	
6" DIP PLUG SCH 40 MJ			Count	Blue
6" DIP PLUG SCH 40 MJ			Material	
Fitting Installation Labor			Labor	
8" DIP PLUG SCH 40 MJ			Count	Yellow
8" DIP PLUG SCH 40 MJ			Material	
Fitting Installation Labor			Labor	
10" DIP PLUG SCH 40 MJ			Count	Light Green
10" DIP PLUG SCH 40 MJ			Material	
Fitting Installation Labor			Labor	
12" DIP PLUG SCH 40 MJ			Count	Red
12" DIP PLUG SCH 40 MJ			Material	
Fitting Installation Labor			Labor	
14" DIP PLUG SCH 40 MJ			Count	Teal
14" DIP PLUG SCH 40 MJ			Material	
Fitting Installation Labor			Labor	
16" DIP PLUG SCH 40 MJ			Count	Purple
16" DIP PLUG SCH 40 MJ			Material	
Fitting Installation Labor			Labor	
18" DIP PLUG SCH 40 MJ			Count	Dark Blue
18" DIP PLUG SCH 40 MJ			Material	
Fitting Installation Labor			Labor	
20" DIP PLUG SCH 40 MJ			Count	Olive Green
20" DIP PLUG SCH 40 MJ			Material	
Fitting Installation Labor			Labor	
22" DIP PLUG SCH 40 MJ			Count	Dark Green
22" DIP PLUG SCH 40 MJ			Material	
Fitting Installation Labor			Labor	
24" DIP PLUG SCH 40 MJ			Count	Dark Red
24" DIP PLUG SCH 40 MJ			Material	
Fitting Installation Labor			Labor	

Site Utility—Sewer Assemblies – Continued

Name	Description	Division	Type	Color
[-] Cleanouts			Folder	█
[-] 2" Sewer Cleanout			Count	█
2" Sewer Cleanout			Material	
Cleanout Install Labor			Labor	
[-] 3" Sewer Cleanout			Count	█
3" Sewer Cleanout			Material	
Cleanout Install Labor			Labor	
[-] 4" Sewer Cleanout			Count	█
4" Sewer Cleanout			Material	
Cleanout Install Labor			Labor	
[-] 6" Sewer Cleanout			Count	█
6" Sewer Cleanout			Material	
Cleanout Install Labor			Labor	
[-] 8" Sewer Cleanout			Count	█
8" Sewer Cleanout			Material	
Cleanout Install Labor			Labor	
[-] 10" Sewer Cleanout			Count	█
10" Sewer Cleanout			Material	
Cleanout Install Labor			Labor	
[-] 12" Sewer Cleanout			Count	█
12" Sewer Cleanout			Material	
Cleanout Install Labor			Labor	
[-] 14" Sewer Cleanout			Count	█
14" Sewer Cleanout			Material	
Cleanout Install Labor			Labor	
[-] 16" Sewer Cleanout			Count	█
16" Sewer Cleanout			Material	
Cleanout Install Labor			Labor	

Site Utility—Storm Drain

Name	Description	Division	Type	Color
Storm Drain			Folder	
Pipe			Folder	
PVC			Folder	
2" PVC SDR 35			Linear	Red
2" x 20' PVC SDR 35			Material	
Pipe Laying Labor			Labor	
3" PVC SDR 35			Linear	Teal
3" x 20' PVC SDR 35			Material	
Pipe Laying Labor			Labor	
4" PVC SDR 35			Linear	Purple
4" x 20' PVC SDR 35			Material	
Pipe Laying Labor			Labor	
6" PVC SDR 35			Linear	Dark Blue
6" x 20' PVC SDR 35			Material	
Pipe Laying Labor			Labor	
8" PVC SDR 35			Linear	Olive Green
8" x 20' PVC SDR 35			Material	
Pipe Laying Labor			Labor	
10" PVC SDR 35			Linear	Green
10" x 20' PVC SDR 35			Material	
Pipe Laying Labor			Labor	
12" PVC SDR 35			Linear	Dark Red
12" x 20' PVC SDR 35			Material	
Pipe Laying Labor			Labor	
18" PVC SDR 35			Linear	Cyan
18" x 20' PVC SDR 35			Material	
Pipe Laying Labor			Labor	

Site Utility—Storm Drain – Continued

Name	Description	Division	Type	Color
[-] HDPE			Folder	Black
[-] 4" HDPE CLASS 3			Linear	Yellow
4" x 20' HDPE CLASS 3			Material	
Pipe Laying Labor			Labor	
[-] 6" HDPE CLASS 3			Linear	Green
6" x 20' HDPE CLASS 3			Material	
Pipe Laying Labor			Labor	
[-] 8" HDPE CLASS 3			Linear	Red
8" x 20' HDPE CLASS 3			Material	
Pipe Laying Labor			Labor	
[-] 10" HDPE CLASS 3			Linear	Teal
10" x 20' HDPE CLASS 3			Material	
Pipe Laying Labor			Labor	
[-] 12" HDPE CLASS 3			Linear	Purple
12" x 20' HDPE CLASS 3			Material	
Pipe Laying Labor			Labor	
[-] 14" HDPE CLASS 3			Linear	Dark Blue
14" x 20' HDPE CLASS 3			Material	
Pipe Laying Labor			Labor	
[-] 16" HDPE CLASS 3			Linear	Olive Green
16" x 20' HDPE CLASS 3			Material	
Pipe Laying Labor			Labor	
[-] 18" HDPE CLASS 3			Linear	Dark Green
18" x 20' HDPE CLASS 3			Material	
Pipe Laying Labor			Labor	
[-] 20" HDPE CLASS 3			Linear	Dark Red
20" x 20' HDPE CLASS 3			Material	
Pipe Laying Labor			Labor	
[-] 22" HDPE CLASS 3			Linear	Cyan
22" x 20' HDPE CLASS 3			Material	
Pipe Laying Labor			Labor	
[-] 24" HDPE CLASS 3			Linear	Magenta
24" x 20' HDPE CLASS 3			Material	
Pipe Laying Labor			Labor	
[-] 30" HDPE CLASS 3			Linear	Blue
30" x 20' HDPE CLASS 3			Material	
Pipe Laying Labor			Labor	
[-] 36" HDPE CLASS 3			Linear	Yellow
36" x 20' HDPE CLASS 3			Material	
Pipe Laying Labor			Labor	
[-] 42" HDPE CLASS 3			Linear	Green
42" x 20' HDPE CLASS 3			Material	
Pipe Laying Labor			Labor	

Site Utility—Storm Drain – Continued

Name	Description	Division	Type	Color
[-] DIP			Folder	Black
[-] 3" DIP			Linear	Yellow
3" x 20' MJ DIP			Material	
DIP Install Labor			Labor	
[-] 4" DIP			Linear	Green
4" x 20' MJ DIP			Material	
DIP Install Labor			Labor	
[-] 6" DIP			Linear	Red
6" x 20' MJ DIP			Material	
DIP Install Labor			Labor	
[-] 8" DIP			Linear	Teal
8" x 20' MJ DIP			Material	
DIP Install Labor			Labor	
[-] 10" DIP			Linear	Purple
10" x 20' MJ DIP			Material	
DIP Install Labor			Labor	
[-] 12" DIP			Linear	Dark Blue
12" x 20' MJ DIP			Material	
DIP Install Labor			Labor	
[-] 14" DIP			Linear	Olive Green
14" x 20' MJ DIP			Material	
DIP Install Labor			Labor	
[-] 16" DIP			Linear	Dark Green
16" x 20' MJ DIP			Material	
DIP Install Labor			Labor	
[-] 18" DIP			Linear	Dark Red
18" x 20' MJ DIP			Material	
DIP Install Labor			Labor	
[-] 20" DIP			Linear	Cyan
20" x 20' MJ DIP			Material	
DIP Install Labor			Labor	
[-] 22" DIP			Linear	Magenta
22" x 20' MJ DIP			Material	
DIP Install Labor			Labor	
[-] 24" DIP			Linear	Blue
24" x 20' MJ DIP			Material	
DIP Install Labor			Labor	

Site Utility—Storm Drain – Continued

Name	Description	Division	Type	Color
[-] RCP			Folder	Black
[-] 12" RCP			Linear	Yellow
12" x 7.5' RCP			Material	
RCP Labor			Labor	
[-] 15" RCP			Linear	Green
15" x 7.5' RCP			Material	
RCP Labor			Labor	
[-] 18" RCP			Linear	Red
18" x 7.5' RCP			Material	
RCP Labor			Labor	
[-] 21" RCP			Linear	Teal
21" x 7.5' RCP Joint			Material	
RCP Labor			Labor	
[-] 24" RCP			Linear	Purple
24" x 7.5' RCP Joint			Material	
RCP Labor			Labor	
[-] 30" RCP			Linear	Dark Blue
30" x 8' RCP Joint			Material	
RCP Labor			Labor	
[-] 36" RCP			Linear	Olive Green
36" x 8' RCP Joint			Material	
RCP Labor			Labor	
[-] 42" RCP			Linear	Dark Green
42" x 8' RCP Joint			Material	
RCP Labor			Labor	
[-] 48" RCP			Linear	Dark Red
48" x 8' RCP Joint			Material	
RCP Labor			Labor	
[-] 54" RCP			Linear	Cyan
54" x 8' RCP Joint			Material	
RCP Labor			Labor	
[-] 60" RCP			Linear	Magenta
60" x 8' RCP Joint			Material	
RCP Labor			Labor	
[-] 72" RCP			Linear	Blue
72" x 8' RCP Joint			Material	
RCP Labor			Labor	

Site Utility—Storm Drain – Continued

Name	Description	Division	Type	Color
[-] CMP			Folder	
[-] 12" CMP			Linear	
[-] 12" x 40' 1" Deep Corrugated Round Pipe			Material	
[-] Pipe Laying Labor			Labor	
[-] 15" CMP			Linear	
[-] 15" x 40' 1" Deep Corrugated Round Pipe			Material	
[-] Pipe Laying Labor			Labor	
[-] 18" CMP			Linear	
[-] 18" x 40' 1" Deep Corrugated Round Pipe			Material	
[-] Pipe Laying Labor			Labor	
[-] 21" CMP			Linear	
[-] 21" x 40' 1" Deep Corrugated Round Pipe			Material	
[-] Pipe Laying Labor			Labor	
[-] 24" CMP			Linear	
[-] 24" x 40' 1" Deep Corrugated Round Pipe			Material	
[-] Pipe Laying Labor			Labor	
[-] 30" CMP			Linear	
[-] 30" x 40' 1" Deep Corrugated Round Pipe			Material	
[-] Pipe Laying Labor			Labor	
[-] 36" CMP			Linear	
[-] 36" x 40' 1" Deep Corrugated Round Pipe			Material	
[-] Pipe Laying Labor			Labor	
[-] 42" CMP			Linear	
[-] 42" x 40' 1" Deep Corrugated Round Pipe			Material	
[-] Pipe Laying Labor			Labor	
[-] 48" CMP			Linear	
[-] 48" x 40' 1" Deep Corrugated Round Pipe			Material	
[-] Pipe Laying Labor			Labor	
[-] 54" CMP			Linear	
[-] 54" x 40' 1" Deep Corrugated Round Pipe			Material	
[-] Pipe Laying Labor			Labor	
[-] 60" CMP			Linear	
[-] 60" x 40' 1" Deep Corrugated Round Pipe			Material	
[-] Pipe Laying Labor			Labor	
[-] 66" CMP			Linear	
[-] 66" x 40' 1" Deep Corrugated Round Pipe			Material	
[-] Pipe Laying Labor			Labor	
[-] 72" CMP			Linear	
[-] 72" x 40' 1" Deep Corrugated Round Pipe			Material	
[-] Pipe Laying Labor			Labor	
[-] 84" CMP			Linear	
[-] 84" x 40' 1" Deep Corrugated Round Pipe			Material	
[-] Pipe Laying Labor			Labor	
[-] 96" CMP			Linear	
[-] 96" x 40' 1" Deep Corrugated Round Pipe			Material	
[-] Pipe Laying Labor			Labor	

Site Utility—Storm Drain – Continued

Name	Description	Division	Type	Color
SRPE			Folder	
30" SRPE			Linear	
30" x 50' SRPE			Material	
Pipe Laying Labor			Labor	
36" SRPE			Linear	
36" x 50' SRPE			Material	
Pipe Laying Labor			Labor	
42" SRPE			Linear	
42" x 50' SRPE			Material	
Pipe Laying Labor			Labor	
48" SRPE			Linear	
48" x 30' SRPE			Material	
Pipe Laying Labor			Labor	
54" SRPE			Linear	
54" x 30' SRPE			Material	
Pipe Laying Labor			Labor	
60" SRPE			Linear	
60" x 30' SRPE			Material	
Pipe Laying Labor			Labor	
66" SRPE			Linear	
66" x 30' SRPE			Material	
Pipe Laying Labor			Labor	
72" SRPE			Linear	
72" x 30' SRPE			Material	
Pipe Laying Labor			Labor	
84" SRPE			Linear	
84" x 30' SRPE			Material	
Pipe Laying Labor			Labor	
96" SRPE			Linear	
96" x 30' SRPE			Material	
Pipe Laying Labor			Labor	
108" SRPE			Linear	
108" x 25' SRPE			Material	
Pipe Laying Labor			Labor	
120" SRPE			Linear	
120" x 25' SRPE			Material	
Pipe Laying Labor			Labor	

Site Utility—Storm Drain – Continued

Name	Description	Division	Type	Color
[-] Fittings			Folder	Black
[-] PVC			Folder	Black
[-] Bends			Folder	Black
[-] 5-5/8 Deg. Bend			Folder	Black
[-] 4" 5-5/8 Deg. G x G PVC Bend			Count	Teal
4" 5-5/8 Deg. G x G PVC Bend			Material	
Fitting Installation Labor			Labor	
[-] 6" 5-5/8 Deg. G x G PVC Bend			Count	Purple
6" 5-5/8 Deg. G x G PVC Bend			Material	
Fitting Installation Labor			Labor	
[-] 8" 5-5/8 Deg. G x G PVC Bend			Count	Blue
8" 5-5/8 Deg. G x G PVC Bend			Material	
Fitting Installation Labor			Labor	
[-] 10" 5-5/8 Deg. G x G PVC Bend			Count	Olive
10" 5-5/8 Deg. G x G PVC Bend			Material	
Fitting Installation Labor			Labor	
[-] 12" 5-5/8 Deg. G x G PVC Bend			Count	Green
12" 5-5/8 Deg. G x G PVC Bend			Material	
Fitting Installation Labor			Labor	
[-] 14" 5-5/8 Deg. G x G PVC Bend			Count	Dark Red
14" 5-5/8 Deg. G x G PVC Bend			Material	
Fitting Installation Labor			Labor	
[-] 11-1/4 Deg. Bend			Folder	Black
[-] 4" 11-1/4 Deg. G x G PVC Bend			Count	Cyan
4" 11-1/4 Deg. G x G PVC Bend			Material	
Fitting Installation Labor			Labor	
[-] 6" 11-1/4 Deg. G x G PVC Bend			Count	Magenta
6" 11-1/4 Deg. G x G PVC Bend			Material	
Fitting Installation Labor			Labor	
[-] 8" 11-1/4 Deg. G x G PVC Bend			Count	Blue
8" 11-1/4 Deg. G x G PVC Bend			Material	
Fitting Installation Labor			Labor	
[-] 10" 11-1/4 Deg. G x G PVC Bend			Count	Yellow
10" 11-1/4 Deg. G x G PVC Bend			Material	
Fitting Installation Labor			Labor	
[-] 12" 11-1/4 Deg. G x G PVC Bend			Count	Bright Green
12" 11-1/4 Deg. G x G PVC Bend			Material	
Fitting Installation Labor			Labor	
[-] 14" 11-1/4 Deg. G x G PVC Bend			Count	Red
14" 11-1/4 Deg. G x G PVC Bend			Material	
Fitting Installation Labor			Labor	

Site Utility—Storm Drain – Continued

Name	Description	Division	Type	Color
22-1/2 Deg. Bend			Folder	
4" 22-1/2 Deg. G x G PVC Bend			Count	
4" 22-1/2 Deg. G x G PVC Bend			Material	
Fitting Installation Labor			Labor	
6" 22-1/2 Deg. G x G PVC Bend			Count	
6" 22-1/2 Deg. G x G PVC Bend			Material	
Fitting Installation Labor			Labor	
8" 22-1/2 Deg. G x G PVC Bend			Count	
8" 22-1/2 Deg. G x G PVC Bend			Material	
Fitting Installation Labor			Labor	
10" 22-1/2 Deg. G x G PVC Bend			Count	
10" 22-1/2 Deg. G x G PVC Bend			Material	
Fitting Installation Labor			Labor	
12" 22-1/2 Deg. G x G PVC Bend			Count	
12" 22-1/2 Deg. G x G PVC Bend			Material	
Fitting Installation Labor			Labor	
14" 22-1/2 Deg. G x G PVC Bend			Count	
14" 22-1/2 Deg. G x G PVC Bend			Material	
Fitting Installation Labor			Labor	
30 Deg. Bend			Folder	
4" 30 Deg. G x G PVC Bend			Count	
4" 30 Deg. G x G PVC Bend			Material	
Fitting Installation Labor			Labor	
6" 30 Deg. G x G PVC Bend			Count	
6" 30 Deg. G x G PVC Bend			Material	
Fitting Installation Labor			Labor	
8" 30 Deg. G x G PVC Bend			Count	
8" 30 Deg. G x G PVC Bend			Material	
Fitting Installation Labor			Labor	
10" 30 Deg. G x G PVC Bend			Count	
10" 30 Deg. G x G PVC Bend			Material	
Fitting Installation Labor			Labor	
12" 30 Deg. G x G PVC Bend			Count	
12" 30 Deg. G x G PVC Bend			Material	
Fitting Installation Labor			Labor	
14" 30 Deg. G x G PVC Bend			Count	
14" 30 Deg. G x G PVC Bend			Material	
Fitting Installation Labor			Labor	

Site Utility—Storm Drain – Continued

Name	Description	Division	Type	Color
45 Deg. Bend			Folder	Black
4" 45 Deg. G x G PVC Bend			Count	Teal
4" 45 Deg. G x G PVC Bend			Material	
Fitting Installation Labor			Labor	
6" 45 Deg. G x G PVC Bend			Count	Purple
6" 45 Deg. G x G PVC Bend			Material	
Fitting Installation Labor			Labor	
8" 45 Deg. G x G PVC Bend			Count	Dark Blue
8" 45 Deg. G x G PVC Bend			Material	
Fitting Installation Labor			Labor	
10" 45 Deg. G x G PVC Bend			Count	Olive Green
10" 45 Deg. G x G PVC Bend			Material	
Fitting Installation Labor			Labor	
12" 45 Deg. G x G PVC Bend			Count	Green
12" 45 Deg. G x G PVC Bend			Material	
Fitting Installation Labor			Labor	
14" 45 Deg. G x G PVC Bend			Count	Dark Red
14" 45 Deg. G x G PVC Bend			Material	
Fitting Installation Labor			Labor	
60 Deg. Bend			Folder	Black
4" 60 Deg. G x G PVC Bend			Count	Cyan
4" 60 Deg. G x G PVC Bend			Material	
Fitting Installation Labor			Labor	
6" 60 Deg. G x G PVC Bend			Count	Magenta
6" 60 Deg. G x G PVC Bend			Material	
Fitting Installation Labor			Labor	
8" 60 Deg. G x G PVC Bend			Count	Blue
8" 60 Deg. G x G PVC Bend			Material	
Fitting Installation Labor			Labor	
10" 60 Deg. G x G PVC Bend			Count	Yellow
10" 60 Deg. G x G PVC Bend			Material	
Fitting Installation Labor			Labor	
12" 60 Deg. G x G PVC Bend			Count	Bright Green
12" 60 Deg. G x G PVC Bend			Material	
Fitting Installation Labor			Labor	
14" 60 Deg. G x G PVC Bend			Count	Red
14" 60 Deg. G x G PVC Bend			Material	
Fitting Installation Labor			Labor	

Site Utility—Storm Drain – Continued

Name	Description	Division	Type	Color
90 Deg. Bend			Folder	
4" 90 Deg. G x G PVC Bend			Count	
4" 90 Deg. G x G PVC Bend			Material	
Fitting Installation Labor			Labor	
6" 90 Deg. G x G PVC Bend			Count	
6" 90 Deg. G x G PVC Bend			Material	
Fitting Installation Labor			Labor	
8" 90 Deg. G x G PVC Bend			Count	
8" 90 Deg. G x G PVC Bend			Material	
Fitting Installation Labor			Labor	
10" 90 Deg. G x G PVC Bend			Count	
10" 90 Deg. G x G PVC Bend			Material	
Fitting Installation Labor			Labor	
12" 90 Deg. G x G PVC Bend			Count	
12" 90 Deg. G x G PVC Bend			Material	
Fitting Installation Labor			Labor	
14" 90 Deg. G x G PVC Bend			Count	
14" 90 Deg. G x G PVC Bend			Material	
Fitting Installation Labor			Labor	
Wyes			Folder	

Site Utility—Storm Drain – Continued

Name	Description	Division	Type	Color
Wyes			Folder	
4x4 WYE SCH 40 PVC G x G			Count	Yellow
4x4 WYE SCH 40 PVC G x G			Material	
Fitting Installation Labor			Labor	
6x4 WYE SCH 40 PVC G x G			Count	Green
6x4 WYE SCH 40 PVC G x G			Material	
Fitting Installation Labor			Labor	
6x6 WYE SCH 40 PVC G x G			Count	Red
6x6 WYE SCH 40 PVC G x G			Material	
Fitting Installation Labor			Labor	
8x4 WYE SCH 40 PVC G x G			Count	Teal
8x4 WYE SCH 40 PVC G x G			Material	
Fitting Installation Labor			Labor	
8x6 WYE SCH 40 PVC G x G			Count	Purple
8x6 WYE SCH 40 PVC G x G			Material	
Fitting Installation Labor			Labor	
8x8 WYE SCH 40 PVC G x G			Count	Dark Blue
8x8 WYE SCH 40 PVC G x G			Material	
Fitting Installation Labor			Labor	
10x4 WYE SCH 40 PVC G x G			Count	Olive Green
10x4 WYE SCH 40 PVC G x G			Material	
Fitting Installation Labor			Labor	
10x6 WYE SCH 40 PVC G x G			Count	Dark Green
10x6 WYE SCH 40 PVC G x G			Material	
Fitting Installation Labor			Labor	
10x8 WYE SCH 40 PVC G x G			Count	Dark Red
10x8 WYE SCH 40 PVC G x G			Material	
Fitting Installation Labor			Labor	
10x10 WYE SCH 40 PVC G x G			Count	Cyan
10x10 WYE SCH 40 PVC G x G			Material	
Fitting Installation Labor			Labor	
12x4 WYE SCH 40 PVC G x G			Count	Magenta
12x4 WYE SCH 40 PVC G x G			Material	
Fitting Installation Labor			Labor	
12x6 WYE SCH 40 PVC G x G			Count	Blue
12x6 WYE SCH 40 PVC G x G			Material	
Fitting Installation Labor			Labor	
12x8 WYE SCH 40 PVC G x G			Count	Yellow
12x8 WYE SCH 40 PVC G x G			Material	
Fitting Installation Labor			Labor	
12x10 WYE SCH 40 PVC G x G			Count	Green
12x10 WYE SCH 40 PVC G x G			Material	
Fitting Installation Labor			Labor	
12x12 WYE SCH 40 PVC G x G			Count	Red
12x12 WYE SCH 40 PVC G x G			Material	
Fitting Installation Labor			Labor	

Site Utility—Storm Drain – Continued

Name	Description	Division	Type	Color
Tees			Folder	
4x4 TEE SCH 40 PVC G x G			Count	Cyan
4x4 TEE SCH 40 PVC G x G			Material	
Fitting Installation Labor			Labor	
6x4 TEE SCH 40 PVC G x G			Count	Magenta
6x4 TEE SCH 40 PVC G x G			Material	
Fitting Installation Labor			Labor	
6x6 TEE SCH 40 PVC G x G			Count	Blue
6x6 TEE SCH 40 PVC G x G			Material	
Fitting Installation Labor			Labor	
8x4 TEE SCH 40 PVC G x G			Count	Yellow
8x4 TEE SCH 40 PVC G x G			Material	
Fitting Installation Labor			Labor	
8x6 TEE SCH 40 PVC G x G			Count	Green
8x6 TEE SCH 40 PVC G x G			Material	
Fitting Installation Labor			Labor	
8x8 TEE SCH 40 PVC G x G			Count	Red
8x8 TEE SCH 40 PVC G x G			Material	
Fitting Installation Labor			Labor	
10x4 TEE SCH 40 PVC G x G			Count	Teal
10x4 TEE SCH 40 PVC G x G			Material	
Fitting Installation Labor			Labor	
10x6 TEE SCH 40 PVC G x G			Count	Purple
10x6 TEE SCH 40 PVC G x G			Material	
Fitting Installation Labor			Labor	
10x8 TEE SCH 40 PVC G x G			Count	Dark Blue
10x8 TEE SCH 40 PVC G x G			Material	
Fitting Installation Labor			Labor	
10x10 TEE SCH 40 PVC G x G			Count	Olive
10x10 TEE SCH 40 PVC G x G			Material	
Fitting Installation Labor			Labor	
12x4 TEE SCH 40 PVC G x G			Count	Dark Green
12x4 TEE SCH 40 PVC G x G			Material	
Fitting Installation Labor			Labor	
12x6 TEE SCH 40 PVC G x G			Count	Dark Red
12x6 TEE SCH 40 PVC G x G			Material	
Fitting Installation Labor			Labor	
12x8 TEE SCH 40 PVC G x G			Count	Cyan
12x8 TEE SCH 40 PVC G x G			Material	
Fitting Installation Labor			Labor	
12x10 TEE SCH 40 PVC G x G			Count	Magenta
12x10 TEE SCH 40 PVC G x G			Material	
Fitting Installation Labor			Labor	
12x12 TEE SCH 40 PVC G x G			Count	Blue
12x12 TEE SCH 40 PVC G x G			Material	
Fitting Installation Labor			Labor	

Site Utility—Storm Drain – Continued

Name	Description	Division	Type	Color
[-] Crosses			Folder	
[-] 4x4 CROSS SCH 40 PVC G x G			Count	
4x4 CROSS SCH 40 PVC G x G			Material	
Fitting Installation Labor			Labor	
[-] 6x4 CROSS SCH 40 PVC G x G			Count	
6x4 CROSS SCH 40 PVC G x G			Material	
Fitting Installation Labor			Labor	
[-] 6x6 CROSS SCH 40 PVC G x G			Count	
6x6 CROSS SCH 40 PVC G x G			Material	
Fitting Installation Labor			Labor	
[-] 8x4 CROSS SCH 40 PVC G x G			Count	
8x4 CROSS SCH 40 PVC G x G			Material	
Fitting Installation Labor			Labor	
[-] 8x6 CROSS SCH 40 PVC G x G			Count	
8x6 CROSS SCH 40 PVC G x G			Material	
Fitting Installation Labor			Labor	
[-] 8x8 CROSS SCH 40 PVC G x G			Count	
8x8 CROSS SCH 40 PVC G x G			Material	
Fitting Installation Labor			Labor	
[-] 10x4 CROSS SCH 40 PVC G x G			Count	
10x4 CROSS SCH 40 PVC G x G			Material	
Fitting Installation Labor			Labor	
[-] 10x6 CROSS SCH 40 PVC G x G			Count	
10x6 CROSS SCH 40 PVC G x G			Material	
Fitting Installation Labor			Labor	
[-] 10x8 CROSS SCH 40 PVC G x G			Count	
10x8 CROSS SCH 40 PVC G x G			Material	
Fitting Installation Labor			Labor	
[-] 10x10 CROSS SCH 40 PVC G x G			Count	
10x10 CROSS SCH 40 PVC G x G			Material	
Fitting Installation Labor			Labor	
[-] 12x4 CROSS SCH 40 PVC G x G			Count	
12x4 CROSS SCH 40 PVC G x G			Material	
Fitting Installation Labor			Labor	
[-] 12x6 CROSS SCH 40 PVC G x G			Count	
12x6 CROSS SCH 40 PVC G x G			Material	
Fitting Installation Labor			Labor	
[-] 12x8 CROSS SCH 40 PVC G x G			Count	
12x8 CROSS SCH 40 PVC G x G			Material	
Fitting Installation Labor			Labor	
[-] 12x10 CROSS SCH 40 PVC G x G			Count	
12x10 CROSS SCH 40 PVC G x G			Material	
Fitting Installation Labor			Labor	
[-] 12x12 CROSS SCH 40 PVC G x G			Count	
12x12 CROSS SCH 40 PVC G x G			Material	
Fitting Installation Labor			Labor	

Site Utility—Storm Drain – Continued

Name	Description	Division	Type	Color
[-] Reducers			Folder	
[-] 6x4 PVC Concentric Reducer MJxMJ			Count	
6x4 PVC Concentric Reducer MJxMJ			Material	
Fitting Installation Labor			Labor	
[-] 8x4 PVC Concentric Reducer MJxMJ			Count	
8x4 PVC Concentric Reducer MJxMJ			Material	
Fitting Installation Labor			Labor	
[-] 8x6 PVC Concentric Reducer MJxMJ			Count	
8x6 PVC Concentric Reducer MJxMJ			Material	
Fitting Installation Labor			Labor	
[-] 10x4 PVC Concentric Reducer MJxMJ			Count	
10x4 PVC Concentric Reducer MJxMJ			Material	
Fitting Installation Labor			Labor	
[-] 10x6 PVC Concentric Reducer MJxMJ			Count	
10x6 PVC Concentric Reducer MJxMJ			Material	
Fitting Installation Labor			Labor	
[-] 10x8 PVC Concentric Reducer MJxMJ			Count	
10x8 PVC Concentric Reducer MJxMJ			Material	
Fitting Installation Labor			Labor	
[-] 12x4 PVC Concentric Reducer MJxMJ			Count	
12x4 PVC Concentric Reducer MJxMJ			Material	
Fitting Installation Labor			Labor	
[-] 12x6 PVC Concentric Reducer MJxMJ			Count	
12x6 PVC Concentric Reducer MJxMJ			Material	
Fitting Installation Labor			Labor	
[-] 12x8 PVC Concentric Reducer MJxMJ			Count	
12x8 PVC Concentric Reducer MJxMJ			Material	
Fitting Installation Labor			Labor	
[-] 12x10 PVC Concentric Reducer MJxMJ			Count	
12x10 PVC Concentric Reducer MJxMJ			Material	
Fitting Installation Labor			Labor	

Site Utility—Storm Drain – Continued

Name	Description	Division	Type	Color
Plugs and Caps			Folder	
4" PVC PLUG SCH 40 G			Count	
4" PVC PLUG SCH 40 G			Material	
Fitting Installation Labor			Labor	
6" PVC PLUG SCH 40 G			Count	
6" PVC PLUG SCH 40 G			Material	
Fitting Installation Labor			Labor	
8" PVC PLUG SCH 40 G			Count	
8" PVC PLUG SCH 40 G			Material	
Fitting Installation Labor			Labor	
10" PVC PLUG SCH 40 G			Count	
10" PVC PLUG SCH 40 G			Material	
Fitting Installation Labor			Labor	
12" PVC PLUG SCH 40 G			Count	
12" PVC PLUG SCH 40 G			Material	
Fitting Installation Labor			Labor	
14" PVC PLUG SCH 40 G			Count	
14" PVC PLUG SCH 40 G			Material	
Fitting Installation Labor			Labor	
16" PVC PLUG SCH 40 G			Count	
16" PVC PLUG SCH 40 G			Material	
Fitting Installation Labor			Labor	
18" PVC PLUG SCH 40 G			Count	
18" PVC PLUG SCH 40 G			Material	
Fitting Installation Labor			Labor	
20" PVC PLUG SCH 40 G			Count	
20" PVC PLUG SCH 40 G			Material	
Fitting Installation Labor			Labor	
22" PVC PLUG SCH 40 G			Count	
22" PVC PLUG SCH 40 G			Material	
Fitting Installation Labor			Labor	
24" PVC PLUG SCH 40 G			Count	
24" PVC PLUG SCH 40 G			Material	
Fitting Installation Labor			Labor	

Site Utility—Storm Drain – Continued

Name	Description	Division	Type	Color
22-1/2 Deg. Bend			Folder	
4" 22-1/2 Deg. MJ x MJ DIP Bend			Count	
4" 22-1/2 Deg. MJ x MJ DIP Bend			Material	
Fitting Installation Labor			Labor	
6" 22-1/2 Deg. MJ x MJ DIP Bend			Count	
6" 22-1/2 Deg. MJ x MJ DIP Bend			Material	
Fitting Installation Labor			Labor	
8" 22-1/2 Deg. MJ x MJ DIP Bend			Count	
8" 22-1/2 Deg. MJ x MJ DIP Bend			Material	
Fitting Installation Labor			Labor	
10" 22-1/2 Deg. MJ x MJ DIP Bend			Count	
10" 22-1/2 Deg. MJ x MJ DIP Bend			Material	
Fitting Installation Labor			Labor	
12" 22-1/2 Deg. MJ x MJ DIP Bend			Count	
12" 22-1/2 Deg. MJ x MJ DIP Bend			Material	
Fitting Installation Labor			Labor	
14" 22-1/2 Deg. MJ x MJ DIP Bend			Count	
14" 22-1/2 Deg. MJ x MJ DIP Bend			Material	
Fitting Installation Labor			Labor	
30 Deg. Bend			Folder	
4" 30 Deg. MJ x MJ DIP Bend			Count	
4" 30 Deg. MJ x MJ DIP Bend			Material	
Fitting Installation Labor			Labor	
6" 30 Deg. MJ x MJ DIP Bend			Count	
6" 30 Deg. MJ x MJ DIP Bend			Material	
Fitting Installation Labor			Labor	
8" 30 Deg. MJ x MJ DIP Bend			Count	
8" 30 Deg. MJ x MJ DIP Bend			Material	
Fitting Installation Labor			Labor	
10" 30 Deg. MJ x MJ DIP Bend			Count	
10" 30 Deg. MJ x MJ DIP Bend			Material	
Fitting Installation Labor			Labor	
12" 30 Deg. MJ x MJ DIP Bend			Count	
12" 30 Deg. MJ x MJ DIP Bend			Material	
Fitting Installation Labor			Labor	
14" 30 Deg. MJ x MJ DIP Bend			Count	
14" 30 Deg. MJ x MJ DIP Bend			Material	
Fitting Installation Labor			Labor	

Site Utility—Storm Drain – Continued

Name	Description	Division	Type	Color
45 Deg. Bend			Folder	
4" 45 Deg. MJ x MJ DIP Bend			Count	
4" 45 Deg. MJ x MJ DIP Bend			Material	
Fitting Installation Labor			Labor	
6" 45 Deg. MJ x MJ DIP Bend			Count	
6" 45 Deg. MJ x MJ DIP Bend			Material	
Fitting Installation Labor			Labor	
8" 45 Deg. MJ x MJ DIP Bend			Count	
8" 45 Deg. MJ x MJ DIP Bend			Material	
Fitting Installation Labor			Labor	
10" 45 Deg. MJ x MJ DIP Bend			Count	
10" 45 Deg. MJ x MJ DIP Bend			Material	
Fitting Installation Labor			Labor	
12" 45 Deg. MJ x MJ DIP Bend			Count	
12" 45 Deg. MJ x MJ DIP Bend			Material	
Fitting Installation Labor			Labor	
14" 45 Deg. MJ x MJ DIP Bend			Count	
14" 45 Deg. MJ x MJ DIP Bend			Material	
Fitting Installation Labor			Labor	
60 Deg. Bend			Folder	
4" 60 Deg. MJ x MJ DIP Bend			Count	
4" 60 Deg. MJ x MJ DIP Bend			Material	
Fitting Installation Labor			Labor	
6" 60 Deg. MJ x MJ DIP Bend			Count	
6" 60 Deg. MJ x MJ DIP Bend			Material	
Fitting Installation Labor			Labor	
8" 60 Deg. MJ x MJ DIP Bend			Count	
8" 60 Deg. MJ x MJ DIP Bend			Material	
Fitting Installation Labor			Labor	
10" 60 Deg. MJ x MJ DIP Bend			Count	
10" 60 Deg. MJ x MJ DIP Bend			Material	
Fitting Installation Labor			Labor	
12" 60 Deg. MJ x MJ DIP Bend			Count	
12" 60 Deg. MJ x MJ DIP Bend			Material	
Fitting Installation Labor			Labor	
14" 60 Deg. MJ x MJ DIP Bend			Count	
14" 60 Deg. MJ x MJ DIP Bend			Material	
Fitting Installation Labor			Labor	

Site Utility—Storm Drain – Continued

Name	Description	Division	Type	Color
90 Deg. Bend			Folder	
4" 90 Deg. MJ x MJ DIP Bend			Count	
4" 90 Deg. MJ x MJ DIP Bend			Material	
Fitting Installation Labor			Labor	
6" 90 Deg. MJ x MJ DIP Bend			Count	
6" 90 Deg. MJ x MJ DIP Bend			Material	
Fitting Installation Labor			Labor	
8" 90 Deg. MJ x MJ DIP Bend			Count	
8" 90 Deg. MJ x MJ DIP Bend			Material	
Fitting Installation Labor			Labor	
10" 90 Deg. MJ x MJ DIP Bend			Count	
10" 90 Deg. MJ x MJ DIP Bend			Material	
Fitting Installation Labor			Labor	
12" 90 Deg. MJ x MJ DIP Bend			Count	
12" 90 Deg. MJ x MJ DIP Bend			Material	
Fitting Installation Labor			Labor	
14" 90 Deg. MJ x MJ DIP Bend			Count	
14" 90 Deg. MJ x MJ DIP Bend			Material	
Fitting Installation Labor			Labor	

Site Utility—Storm Drain – Continued

Name	Description	Division	Type	Color
Wyes			Folder	
4x4 WYE SCH 40 DIP MJ x MJ			Count	Yellow
4x4 WYE SCH 40 DIP MJ x MJ			Material	
Fitting Installation Labor			Labor	
6x4 WYE SCH 40 DIP MJ x MJ			Count	Green
6x4 WYE SCH 40 DIP MJ x MJ			Material	
Fitting Installation Labor			Labor	
6x6 WYE SCH 40 DIP MJ x MJ			Count	Red
6x6 WYE SCH 40 DIP MJ x MJ			Material	
Fitting Installation Labor			Labor	
8x4 WYE SCH 40 DIP MJ x MJ			Count	Teal
8x4 WYE SCH 40 DIP MJ x MJ			Material	
Fitting Installation Labor			Labor	
8x6 WYE SCH 40 DIP MJ x MJ			Count	Purple
8x6 WYE SCH 40 DIP MJ x MJ			Material	
Fitting Installation Labor			Labor	
8x8 WYE SCH 40 DIP MJ x MJ			Count	Dark Blue
8x8 WYE SCH 40 DIP MJ x MJ			Material	
Fitting Installation Labor			Labor	
10x4 WYE SCH 40 DIP MJ x MJ			Count	Olive
10x4 WYE SCH 40 DIP MJ x MJ			Material	
Fitting Installation Labor			Labor	
10x6 WYE SCH 40 DIP MJ x MJ			Count	Dark Green
10x6 WYE SCH 40 DIP MJ x MJ			Material	
Fitting Installation Labor			Labor	
10x8 WYE SCH 40 DIP MJ x MJ			Count	Dark Red
10x8 WYE SCH 40 DIP MJ x MJ			Material	
Fitting Installation Labor			Labor	
10x10 WYE SCH 40 DIP MJ x MJ			Count	Cyan
10x10 WYE SCH 40 DIP MJ x MJ			Material	
Fitting Installation Labor			Labor	
12x4 WYE SCH 40 DIP MJ x MJ			Count	Magenta
12x4 WYE SCH 40 DIP MJ x MJ			Material	
Fitting Installation Labor			Labor	
12x6 WYE SCH 40 DIP MJ x MJ			Count	Blue
12x6 WYE SCH 40 DIP MJ x MJ			Material	
Fitting Installation Labor			Labor	
12x8 WYE SCH 40 DIP MJ x MJ			Count	Yellow
12x8 WYE SCH 40 DIP MJ x MJ			Material	
Fitting Installation Labor			Labor	
12x10 WYE SCH 40 DIP MJ x MJ			Count	Green
12x10 WYE SCH 40 DIP MJ x MJ			Material	
Fitting Installation Labor			Labor	
12x12 WYE SCH 40 DIP MJ x MJ			Count	Red
12x12 WYE SCH 40 DIP MJ x MJ			Material	
Fitting Installation Labor			Labor	

Site Utility—Storm Drain – Continued

Name	Description	Division	Type	Color
[-] Tees			Folder	
[-] 4x4 TEE SCH 40 DIP MJ x MJ			Count	
[-] 4x4 TEE SCH 40 DIP MJ x MJ			Material	
[-] Fitting Installation Labor			Labor	
[-] 6x4 TEE SCH 40 DIP MJ x MJ			Count	
[-] 6x4 TEE SCH 40 DIP MJ x MJ			Material	
[-] Fitting Installation Labor			Labor	
[-] 6x6 TEE SCH 40 DIP MJ x MJ			Count	
[-] 6x6 TEE SCH 40 DIP MJ x MJ			Material	
[-] Fitting Installation Labor			Labor	
[-] 8x4 TEE SCH 40 DIP MJ x MJ			Count	
[-] 8x4 TEE SCH 40 DIP MJ x MJ			Material	
[-] Fitting Installation Labor			Labor	
[-] 8x6 TEE SCH 40 DIP MJ x MJ			Count	
[-] 8x6 TEE SCH 40 DIP MJ x MJ			Material	
[-] Fitting Installation Labor			Labor	
[-] 8x8 TEE SCH 40 DIP MJ x MJ			Count	
[-] 8x8 TEE SCH 40 DIP MJ x MJ			Material	
[-] Fitting Installation Labor			Labor	
[-] 10x4 TEE SCH 40 DIP MJ x MJ			Count	
[-] 10x4 TEE SCH 40 DIP MJ x MJ			Material	
[-] Fitting Installation Labor			Labor	
[-] 10x6 TEE SCH 40 DIP MJ x MJ			Count	
[-] 10x6 TEE SCH 40 DIP MJ x MJ			Material	
[-] Fitting Installation Labor			Labor	
[-] 10x8 TEE SCH 40 DIP MJ x MJ			Count	
[-] 10x8 TEE SCH 40 DIP MJ x MJ			Material	
[-] Fitting Installation Labor			Labor	
[-] 10x10 TEE SCH 40 DIP MJ x MJ			Count	
[-] 10x10 TEE SCH 40 DIP MJ x MJ			Material	
[-] Fitting Installation Labor			Labor	
[-] 12x4 TEE SCH 40 DIP MJ x MJ			Count	
[-] 12x4 TEE SCH 40 DIP MJ x MJ			Material	
[-] Fitting Installation Labor			Labor	
[-] 12x6 TEE SCH 40 DIP MJ x MJ			Count	
[-] 12x6 TEE SCH 40 DIP MJ x MJ			Material	
[-] Fitting Installation Labor			Labor	
[-] 12x8 TEE SCH 40 DIP MJ x MJ			Count	
[-] 12x8 TEE SCH 40 DIP MJ x MJ			Material	
[-] Fitting Installation Labor			Labor	
[-] 12x10 TEE SCH 40 DIP MJ x MJ			Count	
[-] 12x10 TEE SCH 40 DIP MJ x MJ			Material	
[-] Fitting Installation Labor			Labor	
[-] 12x12 TEE SCH 40 DIP MJ x MJ			Count	
[-] 12x12 TEE SCH 40 DIP MJ x MJ			Material	
[-] Fitting Installation Labor			Labor	

Site Utility—Storm Drain – Continued

Name	Description	Division	Type	Color
[-] Crosses			Folder	Black
[-] 4x4 CROSS SCH 40 DIP MJ x MJ			Count	Olive Green
[-] 4x4 CROSS SCH 40 DIP MJ x MJ			Material	
[-] Fitting Installation Labor			Labor	
[-] 6x4 CROSS SCH 40 DIP MJ x MJ			Count	Dark Green
[-] 6x4 CROSS SCH 40 DIP MJ x MJ			Material	
[-] Fitting Installation Labor			Labor	
[-] 6x6 CROSS SCH 40 DIP MJ x MJ			Count	Dark Red
[-] 6x6 CROSS SCH 40 DIP MJ x MJ			Material	
[-] Fitting Installation Labor			Labor	
[-] 8x4 CROSS SCH 40 DIP MJ x MJ			Count	Cyan
[-] 8x4 CROSS SCH 40 DIP MJ x MJ			Material	
[-] Fitting Installation Labor			Labor	
[-] 8x6 CROSS SCH 40 DIP MJ x MJ			Count	Magenta
[-] 8x6 CROSS SCH 40 DIP MJ x MJ			Material	
[-] Fitting Installation Labor			Labor	
[-] 8x8 CROSS SCH 40 DIP MJ x MJ			Count	Blue
[-] 8x8 CROSS SCH 40 DIP MJ x MJ			Material	
[-] Fitting Installation Labor			Labor	
[-] 10x4 CROSS SCH 40 DIP MJ x MJ			Count	Yellow
[-] 10x4 CROSS SCH 40 DIP MJ x MJ			Material	
[-] Fitting Installation Labor			Labor	
[-] 10x6 CROSS SCH 40 DIP MJ x MJ			Count	Bright Green
[-] 10x6 CROSS SCH 40 DIP MJ x MJ			Material	
[-] Fitting Installation Labor			Labor	
[-] 10x8 CROSS SCH 40 DIP MJ x MJ			Count	Red
[-] 10x8 CROSS SCH 40 DIP MJ x MJ			Material	
[-] Fitting Installation Labor			Labor	
[-] 10x10 CROSS SCH 40 DIP MJ x MJ			Count	Teal
[-] 10x10 CROSS SCH 40 DIP MJ x MJ			Material	
[-] Fitting Installation Labor			Labor	
[-] 12x4 CROSS SCH 40 DIP MJ x MJ			Count	Purple
[-] 12x4 CROSS SCH 40 DIP MJ x MJ			Material	
[-] Fitting Installation Labor			Labor	
[-] 12x6 CROSS SCH 40 DIP MJ x MJ			Count	Dark Blue
[-] 12x6 CROSS SCH 40 DIP MJ x MJ			Material	
[-] Fitting Installation Labor			Labor	
[-] 12x8 CROSS SCH 40 DIP MJ x MJ			Count	Olive Green
[-] 12x8 CROSS SCH 40 DIP MJ x MJ			Material	
[-] Fitting Installation Labor			Labor	
[-] 12x10 CROSS SCH 40 DIP MJ x MJ			Count	Dark Green
[-] 12x10 CROSS SCH 40 DIP MJ x MJ			Material	
[-] Fitting Installation Labor			Labor	
[-] 12x12 CROSS SCH 40 DIP MJ x MJ			Count	Dark Red
[-] 12x12 CROSS SCH 40 DIP MJ x MJ			Material	
[-] Fitting Installation Labor			Labor	

Site Utility—Storm Drain – Continued

Name	Description	Division	Type	Color
Reducers			Folder	
6x4 DIP Concentric Reducer MJxMJ			Count	
6x4 DIP Concentric Reducer MJxMJ			Material	
Fitting Installation Labor			Labor	
8x4 DIP Concentric Reducer MJxMJ			Count	
8x4 DIP Concentric Reducer MJxMJ			Material	
Fitting Installation Labor			Labor	
8x6 DIP Concentric Reducer MJxMJ			Count	
8x6 DIP Concentric Reducer MJxMJ			Material	
Fitting Installation Labor			Labor	
10x4 DIP Concentric Reducer MJxMJ			Count	
10x4 DIP Concentric Reducer MJxMJ			Material	
Fitting Installation Labor			Labor	
10x6 DIP Concentric Reducer MJxMJ			Count	
10x6 DIP Concentric Reducer MJxMJ			Material	
Fitting Installation Labor			Labor	
10x8 DIP Concentric Reducer MJxMJ			Count	
10x8 DIP Concentric Reducer MJxMJ			Material	
Fitting Installation Labor			Labor	
12x4 DIP Concentric Reducer MJxMJ			Count	
12x4 DIP Concentric Reducer MJxMJ			Material	
Fitting Installation Labor			Labor	
12x6 DIP Concentric Reducer MJxMJ			Count	
12x6 DIP Concentric Reducer MJxMJ			Material	
Fitting Installation Labor			Labor	
12x8 DIP Concentric Reducer MJxMJ			Count	
12x8 DIP Concentric Reducer MJxMJ			Material	
Fitting Installation Labor			Labor	
12x10 DIP Concentric Reducer MJxMJ			Count	
12x10 DIP Concentric Reducer MJxMJ			Material	
Fitting Installation Labor			Labor	

Site Utility—Storm Drain – Continued

Name	Description	Division	Type	Color
Plugs and Caps			Folder	
4" DIP PLUG SCH 40 MJ			Count	
4" DIP PLUG SCH 40 MJ			Material	
Fitting Installation Labor			Labor	
6" DIP PLUG SCH 40 MJ			Count	
6" DIP PLUG SCH 40 MJ			Material	
Fitting Installation Labor			Labor	
8" DIP PLUG SCH 40 MJ			Count	
8" DIP PLUG SCH 40 MJ			Material	
Fitting Installation Labor			Labor	
10" DIP PLUG SCH 40 MJ			Count	
10" DIP PLUG SCH 40 MJ			Material	
Fitting Installation Labor			Labor	
12" DIP PLUG SCH 40 MJ			Count	
12" DIP PLUG SCH 40 MJ			Material	
Fitting Installation Labor			Labor	
14" DIP PLUG SCH 40 MJ			Count	
14" DIP PLUG SCH 40 MJ			Material	
Fitting Installation Labor			Labor	
16" DIP PLUG SCH 40 MJ			Count	
16" DIP PLUG SCH 40 MJ			Material	
Fitting Installation Labor			Labor	
18" DIP PLUG SCH 40 MJ			Count	
18" DIP PLUG SCH 40 MJ			Material	
Fitting Installation Labor			Labor	
20" DIP PLUG SCH 40 MJ			Count	
20" DIP PLUG SCH 40 MJ			Material	
Fitting Installation Labor			Labor	
22" DIP PLUG SCH 40 MJ			Count	
22" DIP PLUG SCH 40 MJ			Material	
Fitting Installation Labor			Labor	
24" DIP PLUG SCH 40 MJ			Count	
24" DIP PLUG SCH 40 MJ			Material	
Fitting Installation Labor			Labor	

Site Utility—Storm Drain – Continued

Name	Description	Division	Type	Color
[-] Catch Basins and Inlets			Folder	Black
[-] Round Catch Basins			Folder	Black
[-] 12" Standard Inline Drain Basin			Count	Olive
12" Standard Inline Drain Basin		Light Green	Material	
Catch Basin Install Labor		Light Green	Labor	
[-] 24" Standard Inline Drain Basin			Count	Olive
24" Standard Inline Drain Basin		Light Green	Material	
Catch Basin Install Labor		Light Green	Labor	
[-] 36" Standard Inline Drain Basin			Count	Olive
36" Standard Inline Drain Basin		Light Green	Material	
Catch Basin Install Labor		Light Green	Labor	
[-] 48" Standard Inline Drain Basin			Count	Olive
48" Standard Inline Drain Basin		Light Green	Material	
Catch Basin Install Labor		Light Green	Labor	
[-] Rectangular Catch Basins			Folder	Black
[-] 10" x 10" X 12" Catch Basin		Light Green	Count	Blue
10" x 10" X 12" Catch Basin		Light Green	Material	
Catch Basin Install Labor		Light Green	Labor	
[-] 12" x 12" X 12" Catch Basin			Count	Olive
12" x 12" X 12" Catch Basin		Light Green	Material	
Catch Basin Install Labor		Light Green	Labor	
[-] 18" x 18" X 12" Catch Basin			Count	Green
18" x 18" X 12" Catch Basin		Light Green	Material	
Catch Basin Install Labor		Light Green	Labor	
[-] 24" x 36" X 12" Catch Basin			Count	Red
24" x 36" X 12" Catch Basin		Light Green	Material	
Catch Basin Install Labor		Light Green	Labor	
[-] Rectangular Drainage Inlets			Folder	Black
[-] 10" x 10" X 24" Drainage Inlet		Light Green	Count	Red
10" x 10" X 24" Drainage Inlet		Light Green	Material	
Catch Basin Install Labor		Light Green	Labor	
[-] 12" x 12" X 24" Drainage Inlet			Count	Teal
12" x 12" X 24" Drainage Inlet		Light Green	Material	
Catch Basin Install Labor		Light Green	Labor	
[-] 18" x 18" X 24" Drainage Inlet			Count	Purple
18" x 18" X 24" Drainage Inlet		Light Green	Material	
Catch Basin Install Labor		Light Green	Labor	

Site Utility—Storm Drain – Continued

Name	Description	Division	Type	Color
Manholes			Folder	Black
48" Manhole			Count	Green
48" Dia. x 36" H Round Base			Material	
48" Dia. x 24" H Round Riser			Material	
Square Slab Roof w/ 48" Opening			Material	
48" Dia. Flat Round Roof w/ 24" Concentric Opening			Material	
24" x 3" Grade Ring			Material	
24" Ring and Cover			Material	
Manhole Installation Labor			Labor	
60" Manhole			Count	Green
60" Dia. x 36" H Round Base			Material	
60" Dia. x 24" H Round Riser			Material	
Square Slab Roof w/ 60" Opening			Material	
60" Dia. Flat Round Roof w/ 24" Concentric Opening			Material	
24" x 3" Grade Ring			Material	
24" Ring and Cover			Material	
Manhole Installation Labor			Labor	
72" Manhole			Count	Green
72" Dia. x 36" H Round Base			Material	
72" Dia. x 24" H Round Riser			Material	
Square Slab Roof w/ 72" Opening			Material	
72" Dia. Flat Round Roof w/ 24" Concentric Opening			Material	
24" x 3" Grade Ring			Material	
24" Ring and Cover			Material	
Manhole Installation Labor			Labor	
96" Manhole			Count	Green
96" Dia. x 36" H Round Base			Material	
96" Dia. x 24" H Round Riser			Material	
Square Slab Roof w/ 96" Opening			Material	
96" Dia. Flat Round Roof w/ 24" Concentric Opening			Material	
24" x 3" Grade Ring			Material	
24" Ring and Cover			Material	
Manhole Installation Labor			Labor	

Site Utility—Storm Drain – Continued

Name	Description	Division	Type	Color
[-] Cleanouts			Folder	█
[-] 2" Storm Drain Cleanout			Count	█
2" Storm Drain Cleanout			Material	
Cleanout Install Labor			Labor	
[-] 3" Storm Drain Cleanout			Count	█
3" Storm Drain Cleanout			Material	
Cleanout Install Labor			Labor	
[-] 4" Storm Drain Cleanout			Count	█
4" Storm Drain Cleanout			Material	
Cleanout Install Labor			Labor	
[-] 6" Storm Drain Cleanout			Count	█
6" Storm Drain Cleanout			Material	
Cleanout Install Labor			Labor	
[-] 8" Storm Drain Cleanout			Count	█
8" Storm Drain Cleanout			Material	
Cleanout Install Labor			Labor	
[-] 10" Storm Drain Cleanout			Count	█
10" Storm Drain Cleanout			Material	
Cleanout Install Labor			Labor	
[-] 12" Storm Drain Cleanout			Count	█
12" Storm Drain Cleanout			Material	
Cleanout Install Labor			Labor	
[-] 14" Storm Drain Cleanout			Count	█
14" Storm Drain Cleanout			Material	
Cleanout Install Labor			Labor	
[-] 16" Storm Drain Cleanout			Count	█
16" Storm Drain Cleanout			Material	
Cleanout Install Labor			Labor	

Site Utility—Storm Drain – Continued

Name	Description	Division	Type	Color
Outlets			Folder	Black
12" Flared Concrete End Section			Count	Green
12" Flared Concrete End Section			Material	
Catch Basin Install Labor			Labor	
18" Flared Concrete End Section			Count	Green
18" Flared Concrete End Section			Material	
Catch Basin Install Labor			Labor	
24" Flared Concrete End Section			Count	Green
24" Flared Concrete End Section			Material	
Catch Basin Install Labor			Labor	
30" Flared Concrete End Section			Count	Green
30" Flared Concrete End Section			Material	
Catch Basin Install Labor			Labor	
36" Flared Concrete End Section			Count	Green
36" Flared Concrete End Section			Material	
Catch Basin Install Labor			Labor	
42" Flared Concrete End Section			Count	Green
42" Flared Concrete End Section			Material	
Catch Basin Install Labor			Labor	
48" Flared Concrete End Section			Count	Green
48" Flared Concrete End Section			Material	
Catch Basin Install Labor			Labor	
54" Flared Concrete End Section			Count	Green
54" Flared Concrete End Section			Material	
Catch Basin Install Labor			Labor	