

Painting Starter Pack

User Guide

UPDATED ON 6/26/2018

PlanSwift

Authored by: Dave Hansen



Table of Contents

Overview	3
Purchasing and Installation	4
Purchasing Plugins.....	4
Installation and Uninstallation	4
Features.....	4
How To	5
How to: Copy and Paste an Assembly.....	5
How to: Copy and Paste Parts.....	9
How to: Drag and Drop Parts	14
FAQ.....	16
Compendium.....	17
Paint Assemblies	17

Overview

This guide will teach you how to properly use the tools and features found within the Painting Starter Pack. It is designed for use with PlanSwift® Takeoff and Estimating Software. This guide is not meant to be a step-by-step “walk through” document, although it can be used as a reference for getting the work done. If you encounter technical difficulty, consult this guide (including the [FAQ](#) section of this user manual) or contact the technical support department at:

PlanSwift® Technical Support
support@PlanSwift.com
1-888-752-6794 ext. 2

PlanSwift also offers additional training. For training options, contact the training department at:

PlanSwift® Training Department
training@PlanSwift.com
1-888-752-6794 ext. 6

Purchasing and Installation

Purchasing Plugins

If you need to purchase PlanSwift or a plugin product, contact the Sales Department at:

PlanSwift® Sales
sales@PlanSwift.com
1-888-752-6794 Ext. 1

Installation and Uninstallation

Installing and uninstalling starter packs is simple. For installing them, click on the Import Plugin Package icon (arrow 1 in Figure 1) from the PlanSwift Main Ribbon-bar **Plugin** tab (arrow 3 of Figure 1) and follow the prompts from there. For uninstalling, click on the Uninstall Plugin (arrow 2 in Figure 1) and follow those prompts.

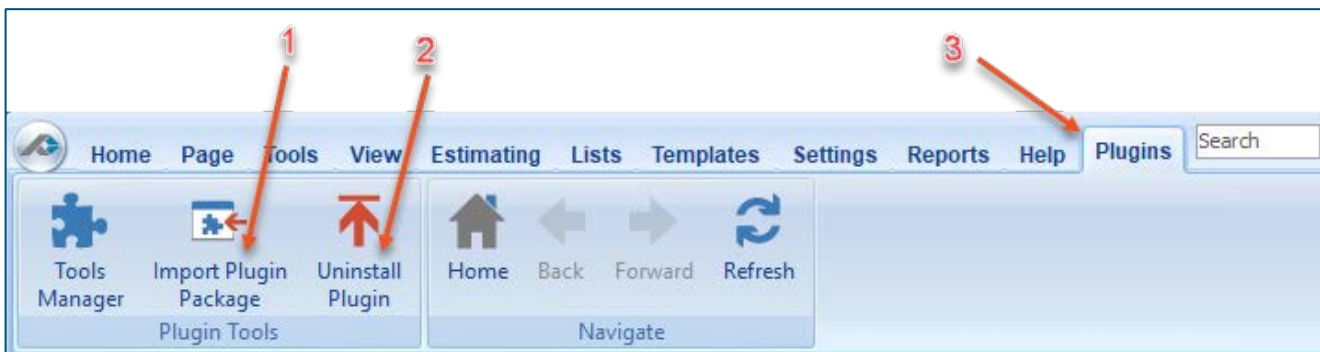


Figure 1

Features

The Painting Starter Pack includes the [assemblies](#) found in the Templates tab of PlanSwift. These are listed in the [Compendium](#) at the end of this guide. With these painting assemblies, PlanSwift users can easily customize assemblies and parts for later use. Starter Packs contain a large library of prebuilt templates, parts and assemblies. Modifying the library of parts and assemblies for any Starter Pack allows users the ability to customize their Templates to their specific needs. Users will save countless hours of setup by utilizing a Starter Pack as their starting point for building custom

parts and assemblies. The instructions below will guide new users through the basics of modifying parts and assemblies. We highly recommend purchasing a training package for accelerated learning and faster customization.

How To

How to: Copy and Paste an Assembly

The purpose of copying and pasting an assembly is to allow the user to copy and then modify the assembly for later use. As an example, you may want two different assemblies: one might include a part, and another might have an alternative part or not include that part at all. By copying one assembly and then modifying and renaming the copy (for easy identification), you can have two different assemblies available, allowing for easier and faster takeoffs. Figure 2 shows the **Templates Tab** (arrow 1) and the **Area Takeoff Item Example 1** assembly (arrow 2). If you want to add another assembly but with no **Material 3**, then you would click on the assembly you want to copy (arrow 2), click on **Copy** (arrow 3), and then click on **Paste** (arrow 4).

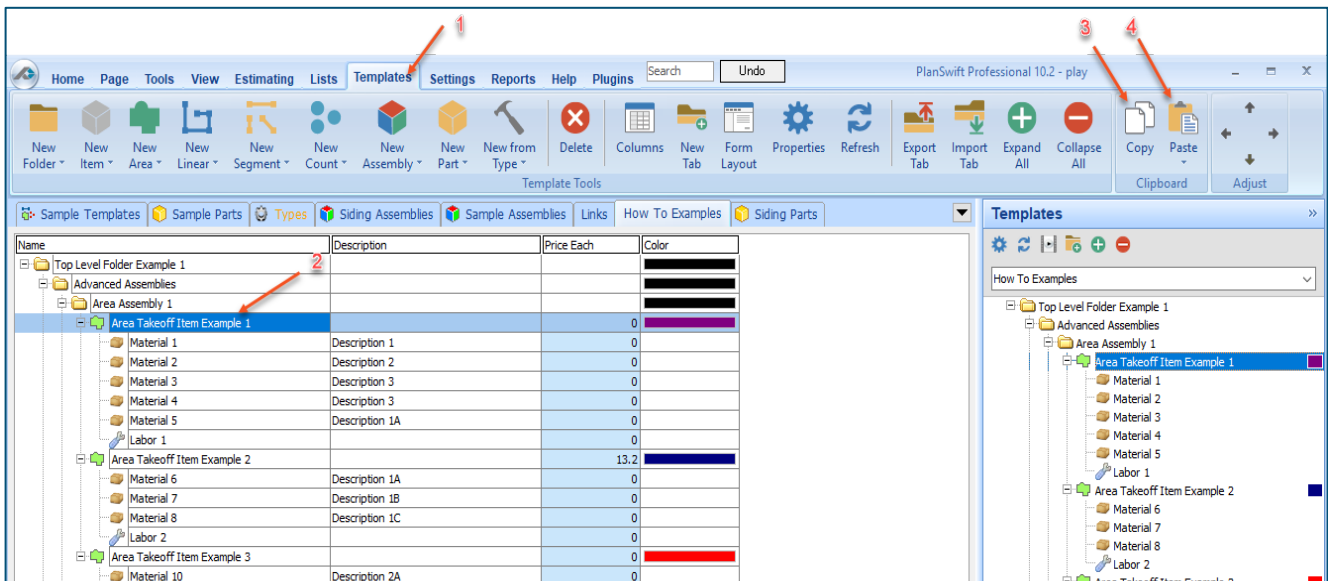


Figure 2

Figure 3 shows the original (arrows 1) and new **Area Takeoff Item Example 1** assembly (arrow 2). To delete the **Material 3** (arrow 3) from the newly created **Area Takeoff**

Item Example 1 assembly (arrow 2), click on **Material 3** (arrow 3), click on **Delete** (arrow 4), and click on **OK** in the popup window to confirm the deletion.

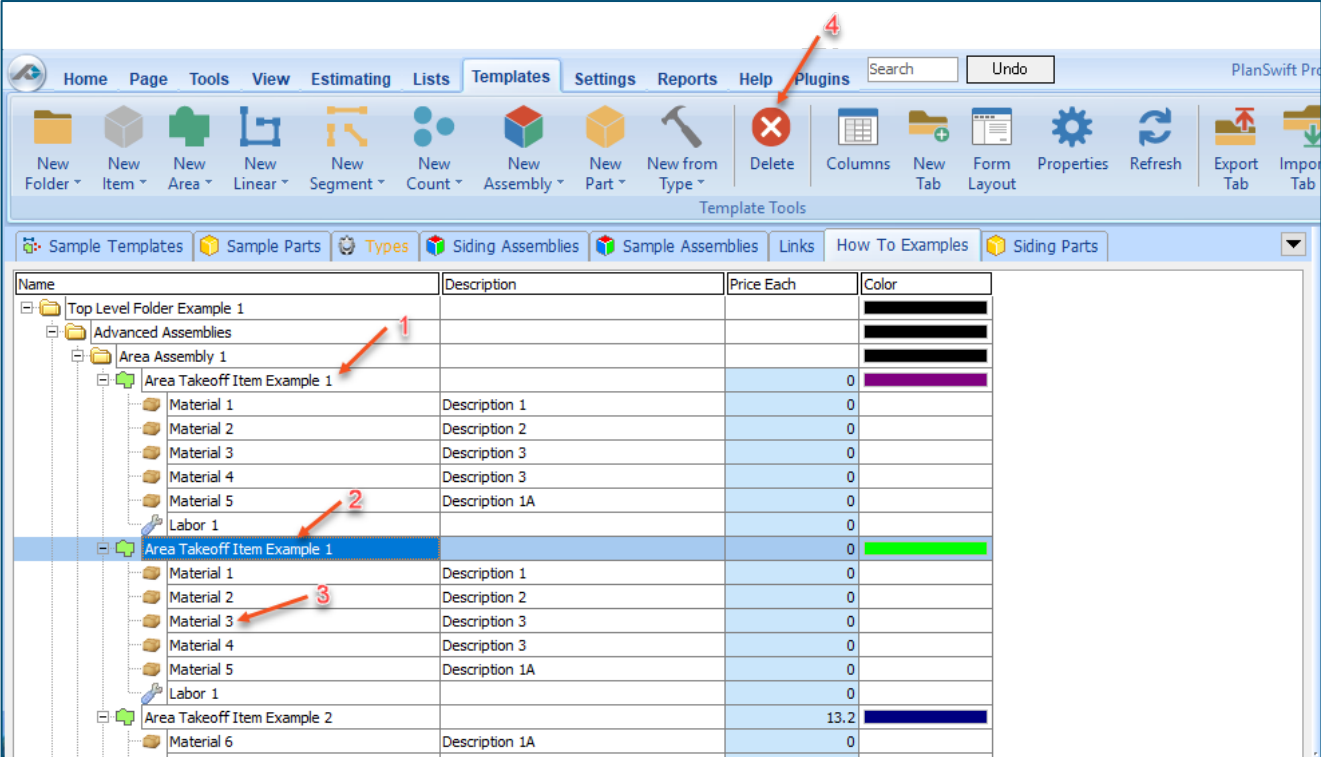


Figure 3

Figure 4 now shows the two assemblies, one with (arrow 1) and one without (arrow 2) the **Material 3** item. You can now change the description of the duplicated **Area Takeoff Item Example 1** (arrow 3) without the **Material 3** item by double-clicking the duplicate **Area Takeoff Item Example 1** (arrow 3).

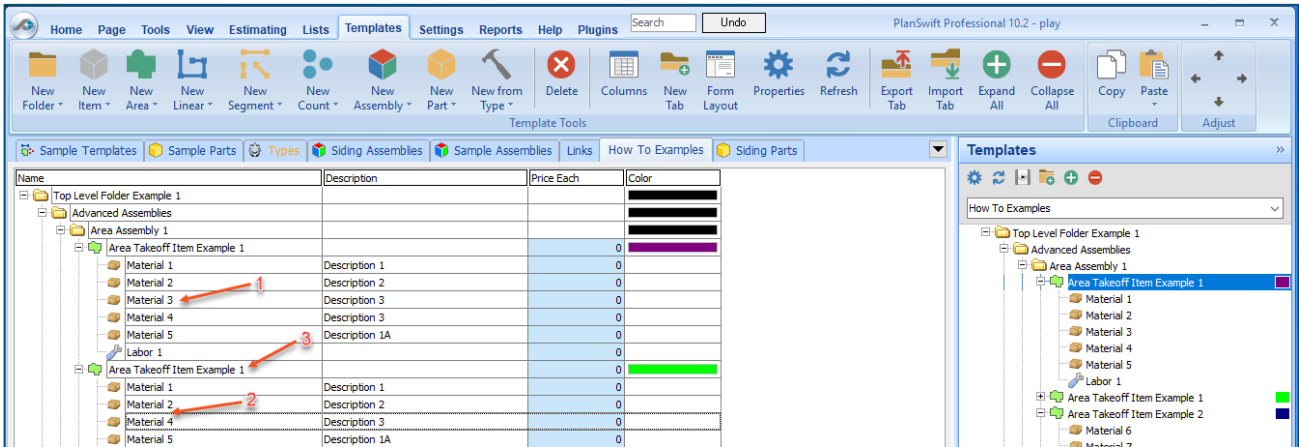


Figure 4

This opens the **Properties – [Area Takeoff Item Example 1]** window (Figure 5) where you can change the assembly’s name to something like **Area Takeoff Item Example 1—No Material 3** to make it easier to identify.

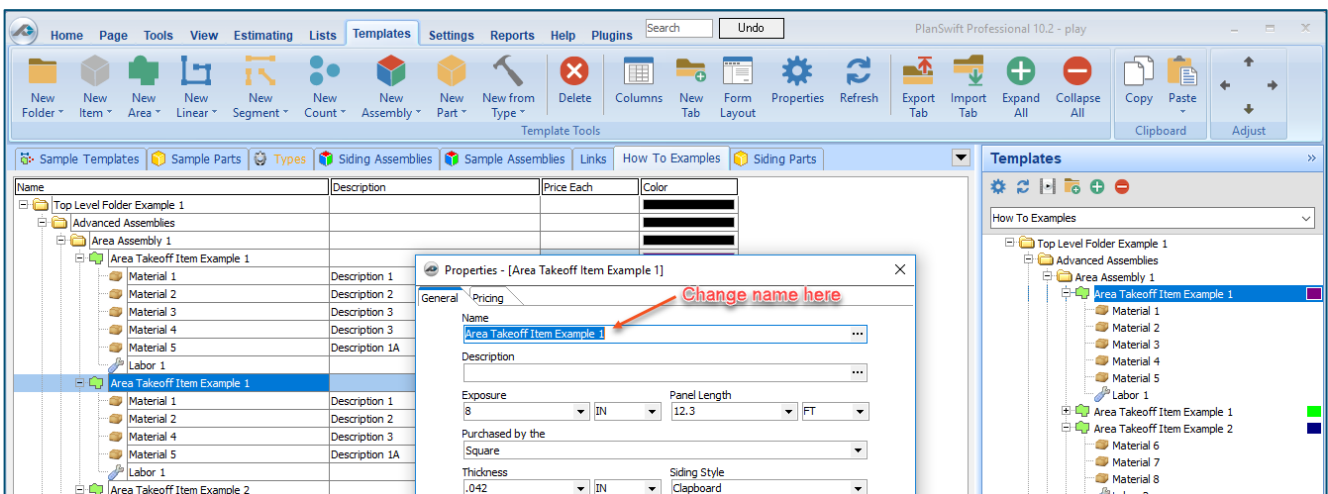


Figure 5

Click on **Ok** in the **Properties** window after you have entered the name. Figure 6 shows the new name.

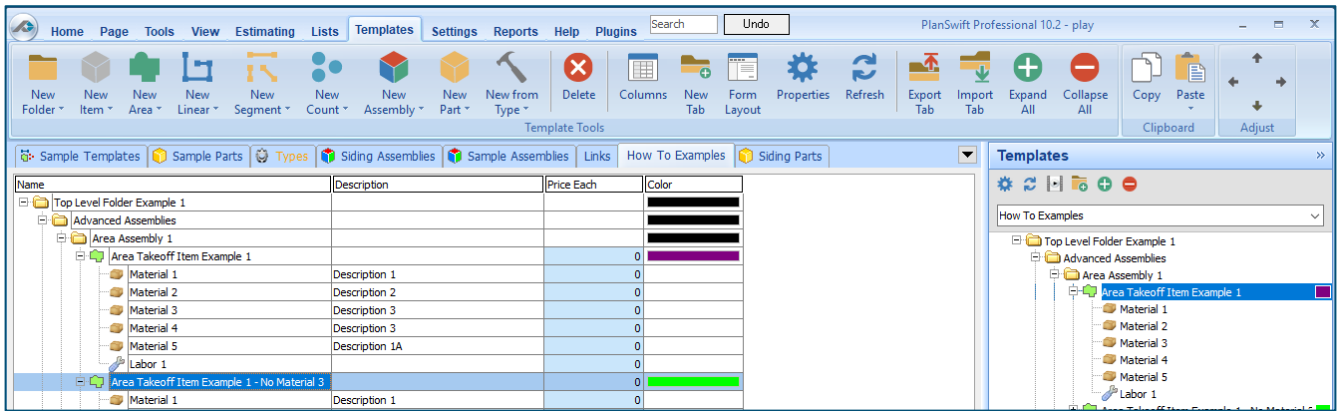


Figure 6

To perform a takeoff with the **Area Takeoff Item Example 1—No Material 3** assembly, go to the takeoff page, click on the green **Record Button** (see the arrow in Figure 7) in the **Templates** sidebar window, and then proceed to do your takeoff.

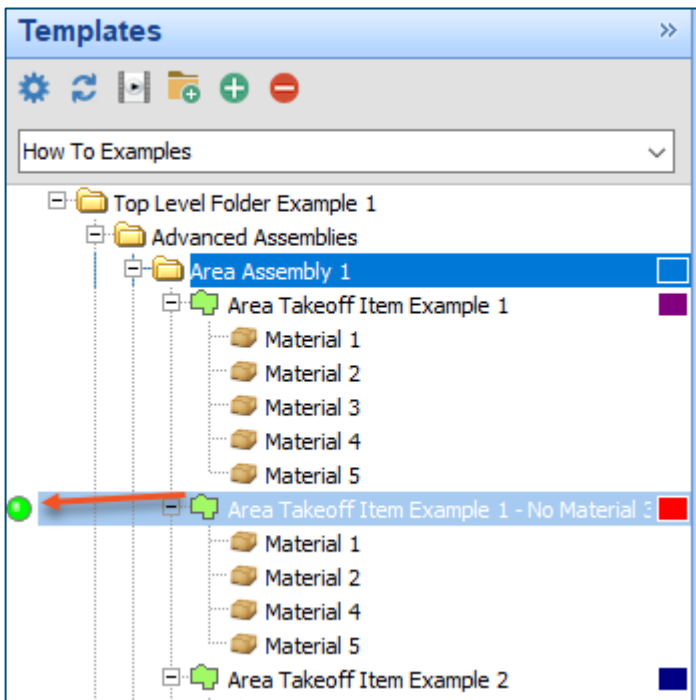


Figure 7

Disclaimer

Any modifications that a user makes to a Starter Pack should always be tested and verified by that user to ensure quantities and calculations are accurate. PlanSwift cannot verify the accuracy of modifications made to templates, parts and assemblies by the user.

How to: Copy and Paste Parts

Copying and pasting parts is handled similarly to copying and pasting an assembly. If, for instance, you want to move **Material 6** in **Area Takeoff Item Example 2** to **Area Takeoff Item Example 1**, click on **Material 6** (arrow 1), then click on copy (arrow 2) as shown in Figure 8.

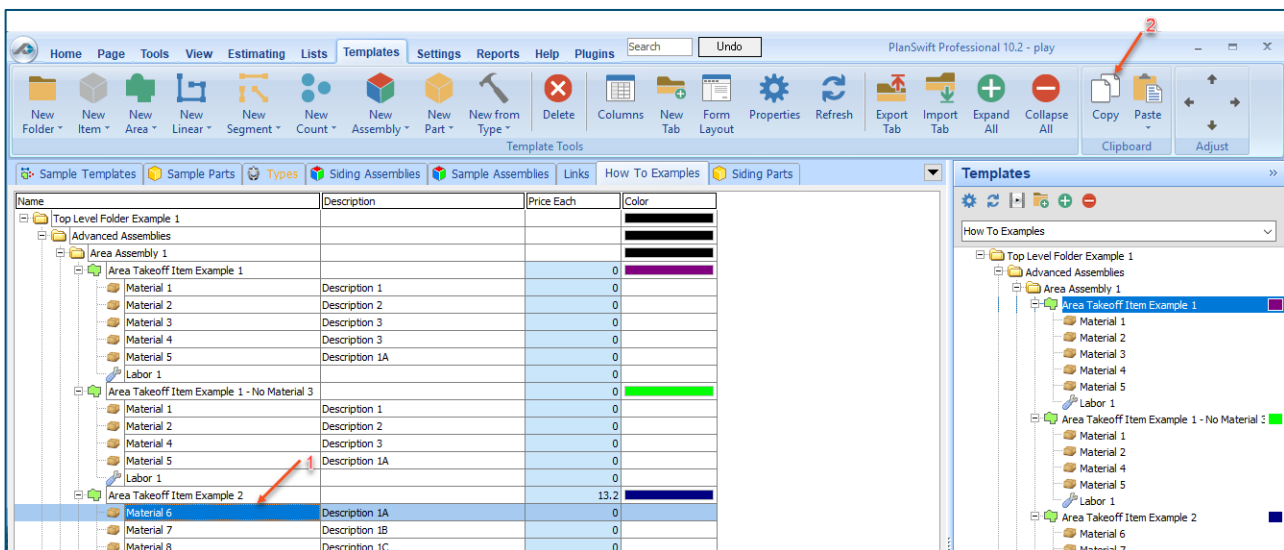


Figure 8

There are now two ways to paste the part. The first is to paste it at the same hierarchical level of a selected item, and the second is to paste it as a sub-item of a selected item. Figure 9 shows the **Paste** button. Clicking on the top portion of the button pastes the part at the same hierarchical level of a selected item. Clicking on the bottom (down-arrow) part of the button, then selecting **As Sub-Item** pastes the part as a sub-item of the selected item.

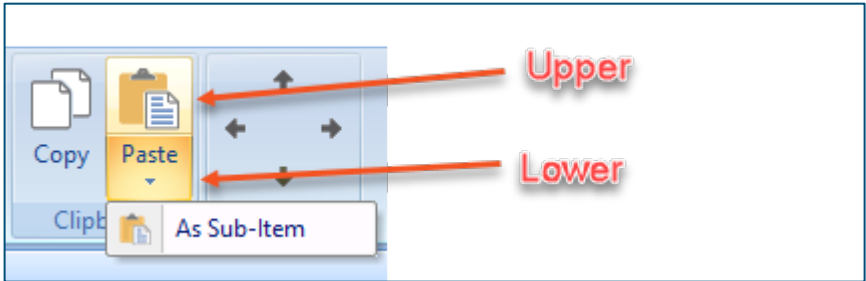


Figure 9

Click on **Area Takeoff Item Example 1**, then click on the top part of **Paste**. As shown in Figure 10, **Material 6** gets pasted at the same hierarchical level as **Area Takeoff Item Example 1**.

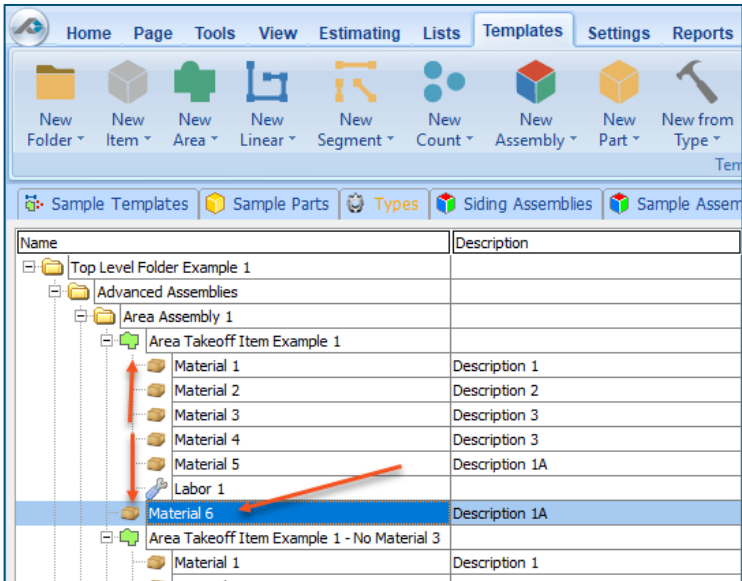


Figure 10

If you had selected the lower part of the **Paste** button, then **Material 6** would be a sub-item of **Area Takeoff Item Example 1**. Figure 11 shows **Material 6** as a sub-item.

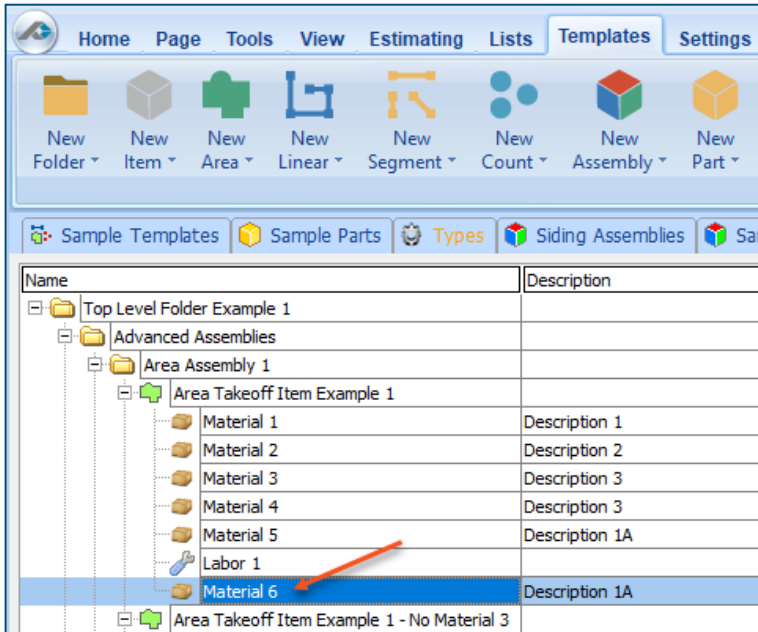


Figure 11

Another way to adjust the hierarchy of an item, such as **Material 6**, is to use the Main Ribbon bar arrow **Adjust** keys (Figure 12).

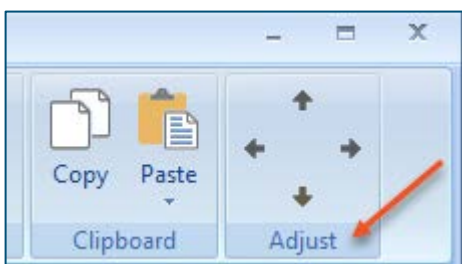


Figure 12

The left and right **Adjust** arrows move the item left and right (up or down) in the hierarchy, and the up and down **Adjust** arrows keys moves the item higher and lower in the list of items.

A shortcut to the **Copy** and **Paste** and **Paste as Sub-Item** selections is available with a right-click menu. Figure 13 shows the **Copy**, **Paste**, and **Paste As Sub-Item** options on the right-click menu when **Material 6** is right-clicked on.

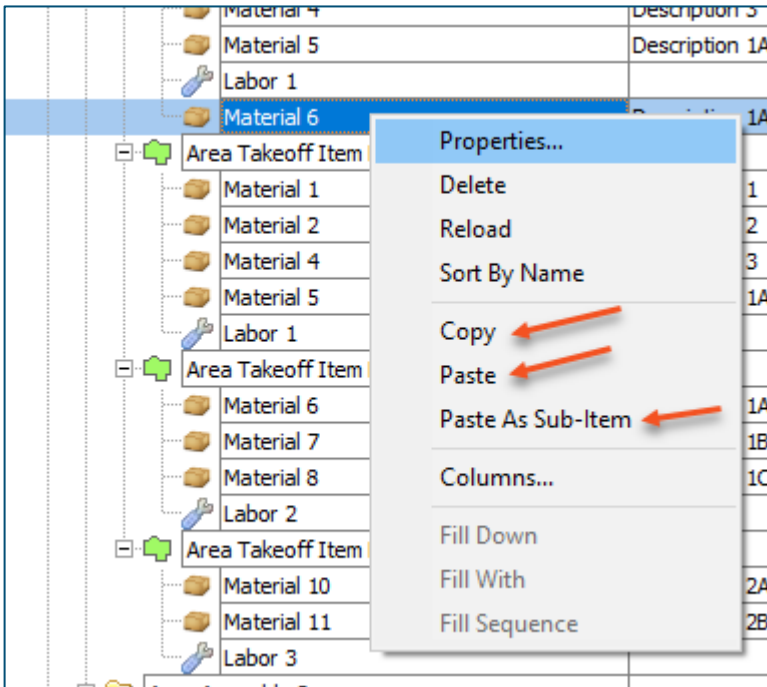


Figure 13

Double-clicking on **Material 6** allows you to change the name of the item and alter other properties of the item (Figure 14). To change the name of **Material 6**, double-click on the **Material 6** name, type the new name, and click on **Ok**.

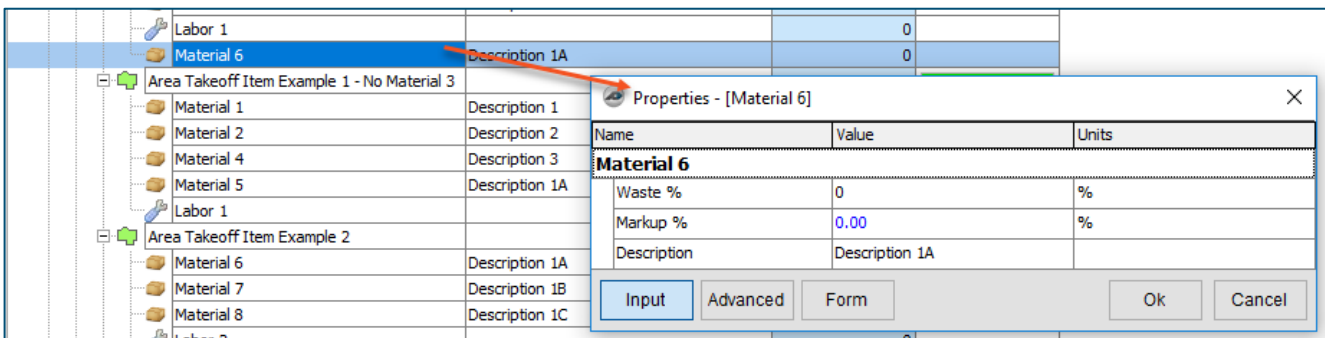


Figure 14

Figure 15 shows **Material 6** renamed to **Material 6A**.

Name	Description	Price Each	Color
Top Level Folder Example 1			
Advanced Assemblies			
Area Assembly 1			
Area Takeoff Item Example 1		0	
Material 1	Description 1	0	
Material 2	Description 2	0	
Material 3	Description 3	0	
Material 4	Description 3	0	
Material 5	Description 1A	0	
Labor 1		0	
Material 6A	Description 1A	0	
Area Takeoff Item Example 1 - No Material 3		0	
Material 1	Description 1	0	
Material 2	Description 2	0	

Figure 15

Disclaimer

Any modifications that a user makes to a Starter Pack should always be tested and verified by that user to ensure quantities and calculations are accurate. PlanSwift cannot verify the accuracy of modifications made to templates, parts and assemblies by the user.

How to: Drag and Drop Parts

Parts may be dragged and dropped from one assembly to another assembly. If, for instance, you want to drag the **Material 8** item from **Area Takeoff Item Example 2** up to **Area Takeoff Item Example 1**, click on **Material 8** and drag it up to just below **Material 6A** (see Figure 16) and release the mouse button.

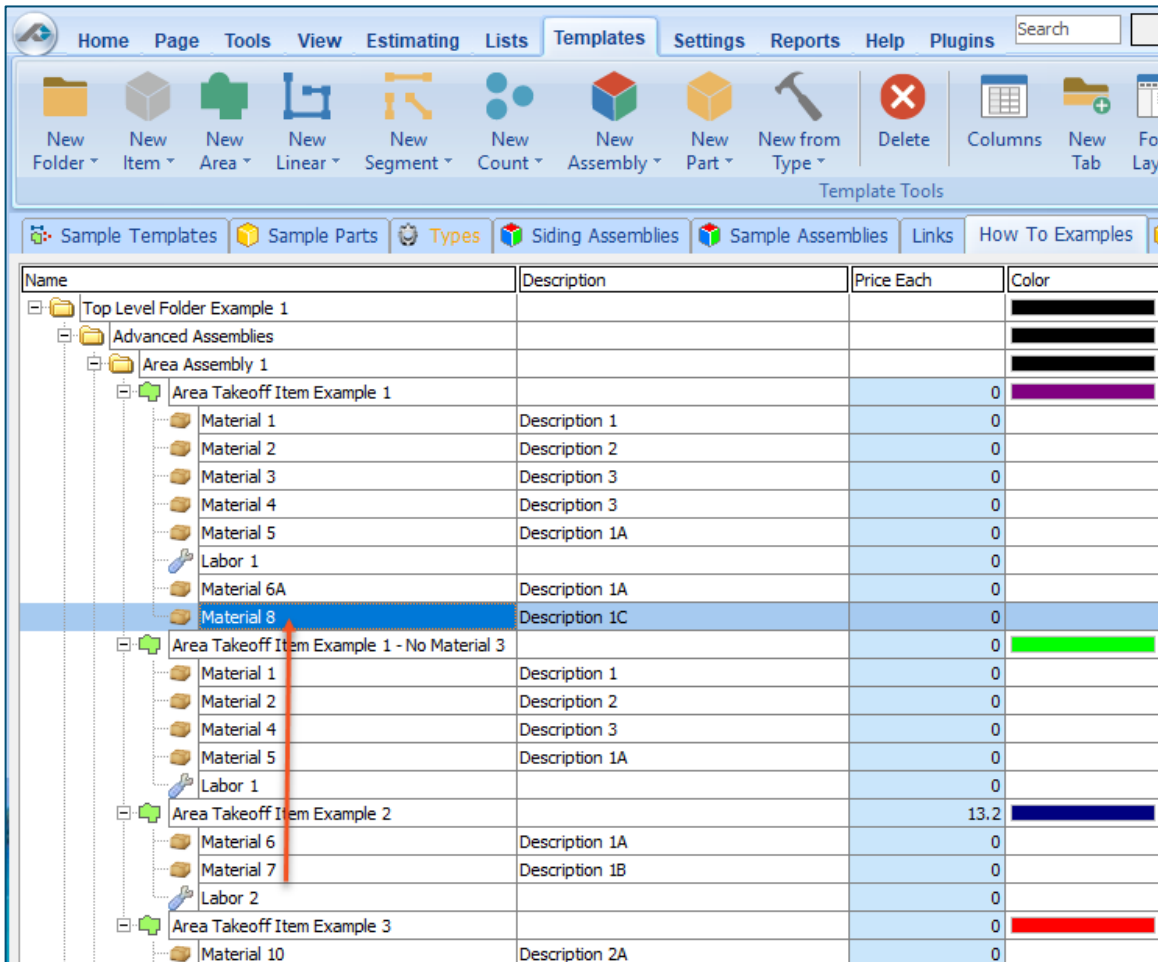


Figure 16

Notice that dragging the part this way *moves* the part from the **Example 2** assembly to the **Example 1** assembly, *not* leaving behind a copy.

The **Templates** sidebar window is a summarized view of everything in the Templates Tab. It is designed for easily dragging and dropping parts and for quickly launching takeoff templates and assemblies.

Parts may be dragged over from the **Templates** sidebar window into the **Templates Tab** window; note that dragging any part from the **Templates** sidebar window makes a copy of it. If, for instance, you want a **Material 7** item added to **Area Takeoff Item Example 1** as a sub-item, simply drag the **Material 7** from the right **Templates** sidebar window over on top of **Area Takeoff Item Example 1** label and release the mouse button. (Figure 17).

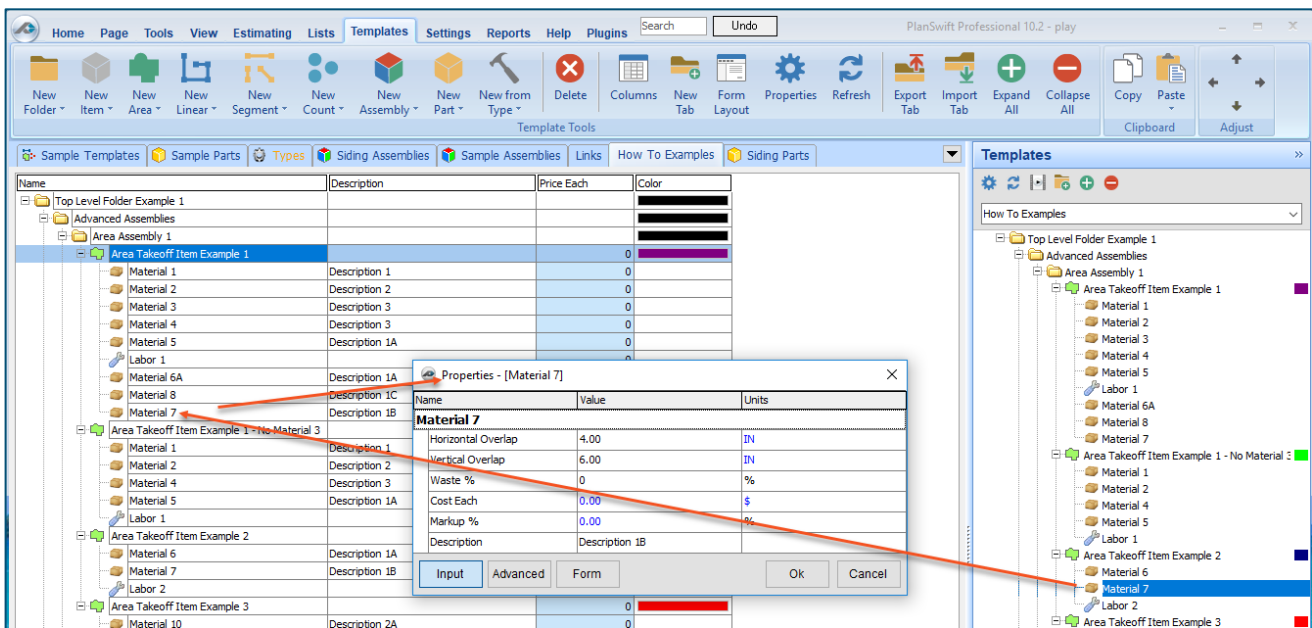


Figure 17

Figure 17 shows the **Material 7** item in place after it was dropped on top of **Area Takeoff Item Example 1**. In addition, the **Properties – [Material 7]** window automatically opens, allowing the user to change any properties for **Material 7**. Click on **Ok** to close the **Properties – [Material 7]** window.

Disclaimer

Any modifications that a user makes to a Starter Pack should always be tested and verified by that user to ensure quantities and calculations are accurate. PlanSwift cannot verify the accuracy of modifications made to templates, parts and assemblies by the user.

FAQ

Question: I've read this user guide, and I still have questions. What do I do?

Answer: PlanSwift recommends that you purchase a training package. We highly recommend new users purchase a training package, because training is customized to each user. We offer [one-on-one training](#) and [classroom training](#). Contact training@PlanSwift.com or at 1-888-752-6794 Ext. 6.

Question: Does the Starter Pack include everything a contractor will need to generate an estimate?

Answer: No. A Starter Pack is a tool to get you started toward creating a complete estimate. For example, the Starter Pack does not include industry pricing for materials and labor. However, you can supply prices for materials and labor on the assemblies and labor included in the Starter Pack.

Question: Do I have to input all the pricing for all my parts?

Answer: Inputting pricing is optional. You can use the Starter Pack to generate quantities that you can then send to your supplier, who can then provide you current pricing. Inputting pricing on your own is optional. If your industry's pricing is not subject to frequent changes, you may want to consider inputting your pricing in PlanSwift.

Compendium

Paint Assemblies

Name	Description	Division	Type	Color
Example Assemblies	These assemblies can be copied and modified		Folder	
Ceiling Paint Assembly	Primer and 2 Coats Paint		Area	Yellow
.31 Mil Painter's Plastic (priced per Roll)	12' x 400' roll, High Density	9 Finishes	Material	
Paint	2 Coat(s)	9 Finishes	Material	
Primer	1 Coat(s)	9 Finishes	Material	
Painting Materials (Cost Estimate)	Paint Brushes, Rollers, Trays, etc...	9 Finishes	Material	
Painting Labor	Ceiling Paint @ 3 Coats Total	9 Finishes	Labor	
Ceiling Paint Assembly (per gallon)	Primer and 2 Coats Paint		Area	Green
.31 Mil Painter's Plastic (priced per Roll)	12' x 400' roll, High Density	9 Finishes	Material	
Painting Materials (Cost Estimate)	Paint Brushes, Rollers, Trays, etc...	9 Finishes	Material	
Paint (priced per GAL)	2 Coat(s) @ 300 SQ FT per GAL	9 Finishes	Material	
Primer (priced per GAL)	1 Coat(s) @ 300 SQ FT per GAL	9 Finishes	Material	
Painting Labor	Ceiling Paint @ 3 Coats Total	9 Finishes	Labor	
Exterior Chip and Paint Assembly	Compatible with Cut Out Tools		Linear	Red
Painting Materials (Cost Estimate)	Paint Brushes, Rollers, Trays, etc...	9 Finishes	Material	
Life Time Warranty Paint	2 Coat(s)	9 Finishes	Material	
Multipurpose Primer	1 Coat(s)	9 Finishes	Material	
Scaffolding	Scaffolding Rental per Day	1 General Requirements	Equipment	
Exterior Paint Labor	Labor per Sq Ft with 3 Coats	9 Finishes	Labor	
Prep and Chip	Labor to remove old paint and prep for new paint	9 Finishes	Labor	
Paint Wall Assembly	Compatible with Cut Out Tools		Linear	Teal
Paint (priced per SQ FT)	2 Coat(s)	9 Finishes	Material	
Primer (priced per SQ FT)	1 Coat(s)	9 Finishes	Material	
Wall Paint Labor	Labor per Sq Ft with 3 Coats	9 Finishes	Labor	
.31 Mil Painter's Plastic (Linear, cost per roll)	3' x 400' roll, High Density	9 Finishes	Material	
Painting Materials (Cost Estimate)	Paint Brushes, Rollers, Trays, etc...	9 Finishes	Material	
Paint Wall Assembly (per gallon)	Primer, 2 Coats Paint, Labor		Linear	Purple
.31 Mil Painter's Plastic (Linear, cost per roll)	3' x 400' roll, High Density	9 Finishes	Material	
Painting Materials (Cost Estimate)	Paint Brushes, Rollers, Trays, etc...	9 Finishes	Material	
Paint (priced per GAL)	2 Coat(s) @ 300 SQ FT per GAL	9 Finishes	Material	
Primer (priced per GAL)	1 Coat(s) @ 300 SQ FT per GAL	9 Finishes	Material	
Wall Paint Labor	Labor per Sq Ft with 3 Coats	9 Finishes	Labor	
Paint and Drywall Assembly (per each)	Primer, 2 Coats Paint, Labor		Linear	Dark Blue
.31 Mil Painter's Plastic (Linear, cost per roll)	3' x 400' roll, High Density	9 Finishes	Material	
Paint (priced per GAL)	2 Coat(s) @ 300 SQ FT per GAL	9 Finishes	Material	
Painting Materials (Cost Estimate)	Paint Brushes, Rollers, Trays, etc...	9 Finishes	Material	
5/8" Fire Rated Drywall	4' x 12' Sheets	9 Finishes	Material	
Primer (priced per GAL)	1 Coat(s) @ 300 SQ FT per GAL	9 Finishes	Material	
Joint Compound	4.5 Gallon Pail	9 Finishes	Material	
Joint Tape	250' Rolls	9 Finishes	Material	
Drywall Fasteners	2500 per box	9 Finishes	Material	
Wall Paint Labor	Labor per Sq Ft with 3 Coats	9 Finishes	Labor	
Drywall Labor	Hang, Mud, Tape, and Finish	9 Finishes	Labor	

Paint Assemblies -- Continued

Name	Description	Division	Type	Color
Wallpaper Assembly	Compatible with Cut Out Tools		Linear	
Adhesive (priced per SQ FT)	1 Coat(s)	9 Finishes	Material	
Wallpaper Labor	Wallpaper Labor per SQ FT.	9 Finishes	Labor	
Wallpaper (priced per SQ FT)		9 Finishes	Material	
Square Pillar Assembly	Primer, 2 Coats Paint, Labor		Count	
Primer (priced per SQ FT)	1 Coat(s)	9 Finishes	Material	
Paint (priced per SQ FT)	2 Coat(s)	9 Finishes	Material	
Painting Materials (Cost Estimate)	Paint Brushes, Rollers, Trays, etc...	9 Finishes	Material	
Labor per SQ FT (inherited)	Labor per SQ FT at 3 coats	9 Finishes	Labor	
Round Column Assembly	Primer, 2 Coats Paint, Labor		Count	
Primer (priced per SQ FT)	1 Coat(s)	9 Finishes	Material	
Paint (priced per SQ FT)	2 Coat(s)	9 Finishes	Material	
Painting Materials (Cost Estimate)	Paint Brushes, Rollers, Trays, etc...	9 Finishes	Material	
Labor per SQ FT (inherited)	Labor per SQ FT at 3 coats	9 Finishes	Labor	
3-0 Door Assembly	Primer, 2 Coats Paint, Labor		Count	
Primer (priced per SQ FT)	1 Coat(s)	9 Finishes	Material	
Paint (priced per SQ FT)	2 Coat(s)	9 Finishes	Material	
Painting Materials (Cost Estimate)	Paint Brushes, Rollers, Trays, etc...	9 Finishes	Material	
Labor per SQ FT (inherited)	Labor per SQ FT at 3 coats	9 Finishes	Labor	
Standard Bathroom	Primer and 2 Coats of Paint walls and ceiling		Area	
.31 Mil Painter's Plastic (priced per Roll)	12' x 400' roll, High Density	9 Finishes	Material	
Painting Materials (Cost Estimate)	Paint Brushes, Rollers, Trays, etc...	9 Finishes	Material	
Mildew Resistant Paint	2 Coat(s)	9 Finishes	Material	
Water Blocking Primer	1 Coat(s)	9 Finishes	Material	
Ceiling Paint Labor	Ceiling Paint at 3 Coats Total	9 Finishes	Labor	
Wall Area	Compatible with Cut Out Tools		Linear	
Wall Paint Labor	Labor per Sq Ft with 3 Coats	9 Finishes	Labor	
Mildew Resistant Paint	2 Coat(s)	9 Finishes	Material	
Water Blocking Primer	1 Coat(s)	9 Finishes	Material	
Complete Room (Painting and Drywall)	Primer and 2 Coats of Paint walls and ceiling		Area	
Primer (priced per GAL)	1 Coat(s) @ 300 SQ FT per GAL	9 Finishes	Material	
Paint (priced per GAL)	2 Coat(s) @ 300 SQ FT per GAL	9 Finishes	Material	
.31 Mil Painter's Plastic (priced per Roll)	12' x 400' roll, High Density	9 Finishes	Material	
Painting Materials (Cost Estimate)	Paint Brushes, Rollers, Trays, etc...	9 Finishes	Material	
Joint Tape	250' Rolls	9 Finishes	Material	
5/8" Fire Rated Drywall	4' x 12' Sheets	9 Finishes	Material	
Joint Compound	4.5 Gallon Pail	9 Finishes	Material	0
Drywall Fasteners	2500 per box	9 Finishes	Material	
Ceiling Paint Labor	Ceiling Paint at 3 Coats Total	9 Finishes	Labor	
Wall Area	Compatible with Cut Out Tools		Linear	
Primer (priced per GAL)	1 Coat(s) @ 300 SQ FT per GAL	9 Finishes	Material	
Paint (priced per GAL)	2 Coat(s) @ 300 SQ FT per GAL	9 Finishes	Material	
5/8" Fire Rated Drywall	4' x 12' Sheets	9 Finishes	Material	
Wall Paint Labor	Labor per Sq Ft with 3 Coats	9 Finishes	Labor	
Joint Compound	4.5 Gallon Pail	9 Finishes	Material	
Joint Tape	250' Rolls	9 Finishes	Material	
Drywall Fasteners	2500 per box	9 Finishes	Material	

Paint Assemblies -- Continued

Name	Description	Division	Type	Color
Complete Room (Painting)	Primer and 2 Coats of Paint walls and ceiling		Area	Yellow
.31 Mil Painter's Plastic (priced per Roll)	12' x 400' roll, High Density	9 Finishes	Material	
Painting Materials (Cost Estimate)	Paint Brushes, Rollers, Trays, etc...	9 Finishes	Material	
Primer	1 Coat(s)	9 Finishes	Material	
Paint	2 Coat(s)	9 Finishes	Material	
Wall Area	Compatible with Cut Out Tools		Linear	Cyan
Paint (priced per SQ FT)	2 Coat(s)	9 Finishes	Material	
Primer (priced per SQ FT)	1 Coat(s)	9 Finishes	Material	
Wall Paint Labor	Labor per Sq Ft with 3 Coats	9 Finishes	Labor	
Ceiling Paint Labor	Ceiling Paint at 3 Coats Total	9 Finishes	Labor	
Painting	A collection of parts and takeoff templates for painting		Folder	Black
Painting (Linear/Segment Takeoffs)	Used for walls or soffits		Folder	Black
Linear/Wall Area Takeoff Templates			Folder	Black
Cost Per Linear Foot	\$0.00 per Linear Foot		Linear	Blue
Wall Area	Compatible with Cut Out Tools		Linear	Olive
Wall Area Cost per SQ FT	Compatible with Cut Out Tools		Linear	Green
Wall Area with Totaled Pricing	Modified Template to Sum all parts Price Total and Cost Total		Linear	Bright Green
Wall Area w/coats	Multiply Square footage of takeoff item by the number of coats		Linear	Red
Paint Priced per Gallon			Folder	Black
Paint (priced per GAL)	0 Coat(s) @ 300 SQ FT per GAL	9 Finishes	Material	
Primer (priced per GAL)	1 Coat(s) @ 300 SQ FT per GAL	9 Finishes	Material	
Advanced Paint Types			Folder	Black
(enter your custom paint type here)	0 Coat(s) @ 300 SQ FT per GAL	9 Finishes	Material	
Ben Moore	0 Coat(s) @ 300 SQ FT per GAL	9 Finishes	Material	
Acrylic Latex Paint	0 Coat(s) @ 300 SQ FT per GAL	9 Finishes	Material	
High Gloss Enamel Paint	0 Coat(s) @ 300 SQ FT per GAL	9 Finishes	Material	
Anti-Microbial Paint	0 Coat(s) @ 300 SQ FT per GAL	9 Finishes	Material	
Low VOC Paint	0 Coat(s) @ 300 SQ FT per GAL	9 Finishes	Material	
Life Time Warranty Paint	0 Coat(s) @ 300 SQ FT per GAL	9 Finishes	Material	
One Coat Coverage Paint	0 Coat(s) @ 300 SQ FT per GAL	9 Finishes	Material	
Mildew Resistant Paint	0 Coat(s) @ 300 SQ FT per GAL	9 Finishes	Material	
Self Priming Paint	0 Coat(s) @ 300 SQ FT per GAL	9 Finishes	Material	
Zero VOC Paint	0 Coat(s) @ 300 SQ FT per GAL	9 Finishes	Material	
Advanced Primer Types			Folder	Black
(enter custom primer type here)	1 Coat(s) @ 300 SQ FT per GAL	9 Finishes	Material	
Concrete and Masonry Primer	1 Coat(s) @ 300 SQ FT per GAL	9 Finishes	Material	
All-Purpose Interior Primer	1 Coat(s) @ 300 SQ FT per GAL	9 Finishes	Material	
High Build Primer	1 Coat(s) @ 300 SQ FT per GAL	9 Finishes	Material	
Drywall Primer	1 Coat(s) @ 300 SQ FT per GAL	9 Finishes	Material	
Wall and Wood Primer	1 Coat(s) @ 300 SQ FT per GAL	9 Finishes	Material	
Multipurpose Primer	1 Coat(s) @ 300 SQ FT per GAL	9 Finishes	Material	
Zero VOC Primer	1 Coat(s) @ 300 SQ FT per GAL	9 Finishes	Material	
Water Blocking Primer	1 Coat(s) @ 300 SQ FT per GAL	9 Finishes	Material	

Paint Assemblies -- Continued

Name	Description	Division	Type	Color
Paint Priced Per SQ FT			Folder	■
Paint (priced per SQ FT)	0 Coat(s)	9 Finishes	Material	
Primer (priced per SQ FT)	1 Coat(s)	9 Finishes	Material	
Advanced Paint Types			Folder	■
(enter custom name of paint here)	0 Coat(s)	9 Finishes	Material	
Anti-Microbial Paint	0 Coat(s)	9 Finishes	Material	
Acrylic Latex Paint	0 Coat(s)	9 Finishes	Material	
Life Time Warranty Paint	0 Coat(s)	9 Finishes	Material	
High Gloss Enamel Paint	0 Coat(s)	9 Finishes	Material	
Mildew Resistant Paint	0 Coat(s)	9 Finishes	Material	
Low VOC Paint	0 Coat(s)	9 Finishes	Material	
Self Priming Paint	0 Coat(s)	9 Finishes	Material	
One Coat Coverage Paint	0 Coat(s)	9 Finishes	Material	
Zero VOC Paint	0 Coat(s)	9 Finishes	Material	
Advanced Primer Types			Folder	■
(enter custom primer type here)	1 Coat(s)	9 Finishes	Material	
Concrete and Masonry Primer	1 Coat(s)	9 Finishes	Material	
All-Purpose Interior Primer	1 Coat(s)	9 Finishes	Material	
High Build Primer	1 Coat(s)	9 Finishes	Material	
Drywall Primer	1 Coat(s)	9 Finishes	Material	
Wall and Wood Primer	1 Coat(s)	9 Finishes	Material	
Multipurpose Primer	1 Coat(s)	9 Finishes	Material	
Zero VOC Primer	1 Coat(s)	9 Finishes	Material	
Water Blocking Primer	1 Coat(s)	9 Finishes	Material	
Wall Parts Misc.			Folder	■
.31 Mil Painter's Plastic (Wall Area)	12' x 400' roll, High Density	9 Finishes	Material	
.31 Mil Painter's Plastic (Linear)	3' x 400' roll, High Density	9 Finishes	Material	
Wallpaper			Folder	■
Wallpaper (priced per SQ FT)		9 Finishes	Material	
Wallpaper (priced per Roll)		9 Finishes	Material	
Wallpaper (priced per Material Coverage)		9 Finishes	Material	
Adhesive (priced per GAL)	1 Coat(s) @ 300 SQ FT per GAL	9 Finishes	Material	
Adhesive (priced per SQ FT)	1 Coat(s)	9 Finishes	Material	
Wallpaper Cost per linear foot	Single Run of Wall Paper (wall paper boarder)		Linear	■
Wallpaper Template	Total Sq FT Wall Area for Wallpaper Parts		Linear	■

Paint Assemblies -- Continued

Name	Description	Division	Type	Color
Painting (Area Takeoffs)	Used for ceilings or floors		Folder	Black
Area Takeoff Templates			Folder	Black
Area cost per SQ FT	\$0.00 per SQ FT		Area	Blue
Ceiling with Pitch	Ceiling Area with 4/12 Pitch Factor		Area	Yellow
Area w/Coats	Multiplies the Sq ft by the coats input		Area	Green
Area	Area Takeoff Tool that works with Painting Starter Pack Parts		Area	Red
Paint Priced per SQ FT			Folder	Black
Paint (priced per SQ FT)	0 Coat(s)	9 Finishes	Material	
Primer (priced per SQ FT)	1 Coat(s)	9 Finishes	Material	
Advanced Paint Types			Folder	Black
(enter custom paint name here)	0 Coat(s)	9 Finishes	Material	
Anti-Microbial Paint	0 Coat(s)	9 Finishes	Material	
Acrylic Latex Paint	0 Coat(s)	9 Finishes	Material	
High Gloss Enamel Paint	0 Coat(s)	9 Finishes	Material	
Epoxy Paint	0 Coat(s)	9 Finishes	Material	
Life Time Warranty Paint	0 Coat(s)	9 Finishes	Material	
Latex Paint	0 Coat(s)	9 Finishes	Material	
Mildew Resistant Paint	0 Coat(s)	9 Finishes	Material	
Low VOC Paint	0 Coat(s)	9 Finishes	Material	
One Coat Coverage Paint	0 Coat(s)	9 Finishes	Material	
Oil Based Paint	0 Coat(s)	9 Finishes	Material	
Zero VOC Paint	0 Coat(s)	9 Finishes	Material	
Self Priming Paint	0 Coat(s)	9 Finishes	Material	
Advanced Primer Types			Folder	Black
(enter custom primer name here)	1 Coat(s)	9 Finishes	Material	
Concrete and Masonry Primer	1 Coat(s)	9 Finishes	Material	
All-Purpose Interior Primer	1 Coat(s)	9 Finishes	Material	
Multipurpose Primer	1 Coat(s)	9 Finishes	Material	
High Build Primer	1 Coat(s)	9 Finishes	Material	
Water Blocking Primer	1 Coat(s)	9 Finishes	Material	
Drywall Primer	1 Coat(s)	9 Finishes	Material	
Zero VOC Primer	1 Coat(s)	9 Finishes	Material	
Wall and Wood Primer	1 Coat(s)	9 Finishes	Material	

Paint Assemblies -- Continued

Name	Description	Division	Type	Color
Paint Priced per Gallon			Folder	■
Paint (priced per GAL)	0 Coat(s) @ 300 SQ FT per GAL	9 Finishes	Material	
Primer (priced per GAL)	1 Coat(s) @ 300 SQ FT per GAL	9 Finishes	Material	
Advanced Paint Types			Folder	■
(enter your custom name of paint here)	0 Coat(s) @ 300 SQ FT per GAL	9 Finishes	Material	
Anti-Microbial Paint	0 Coat(s) @ 300 SQ FT per GAL	9 Finishes	Material	
Acrylic Latex Paint	0 Coat(s) @ 300 SQ FT per GAL	9 Finishes	Material	
High Gloss Enamel Paint	0 Coat(s) @ 300 SQ FT per GAL	9 Finishes	Material	
Epoxy Paint	0 Coat(s) @ 300 SQ FT per GAL	9 Finishes	Material	
Life Time Warranty Paint	0 Coat(s) @ 300 SQ FT per GAL	9 Finishes	Material	
Latex Paint	0 Coat(s) @ 300 SQ FT per GAL	9 Finishes	Material	
Mildew Resistant Paint	0 Coat(s) @ 300 SQ FT per GAL	9 Finishes	Material	
Low VOC Paint	0 Coat(s) @ 300 SQ FT per GAL	9 Finishes	Material	
One Coat Coverage Paint	0 Coat(s) @ 300 SQ FT per GAL	9 Finishes	Material	
Oil Based Paint	0 Coat(s) @ 300 SQ FT per GAL	9 Finishes	Material	
Zero VOC Paint	0 Coat(s) @ 300 SQ FT per GAL	9 Finishes	Material	
Self Priming Paint	0 Coat(s) @ 300 SQ FT per GAL	9 Finishes	Material	
Advanced Primer Types			Folder	■
(enter custom primer name here)	1 Coat(s) @ 300 SQ FT per GAL	9 Finishes	Material	
Concrete and Masonry Primer	1 Coat(s) @ 300 SQ FT per GAL	9 Finishes	Material	
All-Purpose Interior Primer	1 Coat(s) @ 300 SQ FT per GAL	9 Finishes	Material	
High Build Primer	1 Coat(s) @ 300 SQ FT per GAL	9 Finishes	Material	
Drywall Primer	1 Coat(s) @ 300 SQ FT per GAL	9 Finishes	Material	
Wall and Wood Primer	1 Coat(s) @ 300 SQ FT per GAL	9 Finishes	Material	
Multipurpose Primer	1 Coat(s) @ 300 SQ FT per GAL	9 Finishes	Material	
Zero VOC Primer	1 Coat(s) @ 300 SQ FT per GAL	9 Finishes	Material	
Water Blocking Primer	1 Coat(s) @ 300 SQ FT per GAL	9 Finishes	Material	
Other Area Takeoffs Items			Folder	■
Tarp	10' x 12'	9 Finishes	Material	
.31 Mil Painter's Plastic (priced per Roll)	12' x 400' roll, High Density	9 Finishes	Material	

Paint Assemblies -- Continued

Name	Description	Division	Type	Color
Painting (Count Takeoffs)	Used for doors or other items		Folder	
Count Takeoff Templates			Folder	
Paint Item Cost Each	Cost per Each Count		Count	
Paint Item Count (Enter SQ FT per item)	200 SQ FT per item, Multiplies by Coats		Count	
Paint Item Count (By GAL, Enter SQ FT per item)	100 SQ FT per item, 300 SQ FT per GAL, Multiplies by Coats		Count	
Drop Cloth	Cover up furniture or item with tarp or Drop Cloth		Count	
Paint Priced per SQ FT			Folder	
Primer (priced per SQ FT)	1 Coat(s)	9 Finishes	Material	
Paint (priced per SQ FT)	0 Coat(s)	9 Finishes	Material	
Advanced Primer Types			Folder	
(enter custom primer type here)	1 Coat(s)	9 Finishes	Material	
All-Purpose Interior Primer	1 Coat(s)	9 Finishes	Material	
Concrete and Masonry Primer	1 Coat(s)	9 Finishes	Material	
Drywall Primer	1 Coat(s)	9 Finishes	Material	
High Build Primer	1 Coat(s)	9 Finishes	Material	
Multipurpose Primer	1 Coat(s)	9 Finishes	Material	
Wall and Wood Primer	1 Coat(s)	9 Finishes	Material	
Water Blocking Primer	1 Coat(s)	9 Finishes	Material	
Zero VOC Primer	1 Coat(s)	9 Finishes	Material	
Advanced Paint Types			Folder	
(enter custom paint type here)	0 Coat(s)	9 Finishes	Material	
Anti-Microbial Paint	0 Coat(s)	9 Finishes	Material	
Acrylic Latex Paint	0 Coat(s)	9 Finishes	Material	
Life Time Warranty Paint	0 Coat(s)	9 Finishes	Material	
High Gloss Enamel Paint	0 Coat(s)	9 Finishes	Material	
Mildew Resistant Paint	0 Coat(s)	9 Finishes	Material	
Low VOC Paint	0 Coat(s)	9 Finishes	Material	
Self Priming Paint	0 Coat(s)	9 Finishes	Material	
One Coat Coverage Paint	0 Coat(s)	9 Finishes	Material	
Zero VOC Paint	0 Coat(s)	9 Finishes	Material	
Paint Priced Per Gallon			Folder	
Primer (priced per GAL)	1 Coat(s) @ 300 SQ FT per GAL	9 Finishes	Material	
Paint (priced per GAL)	0 Coat(s) @ 300 SQ FT per GAL	9 Finishes	Material	
Advanced Primer Types			Folder	
(enter custom primer type here)	1 Coat(s) @ 300 SQ FT per GAL	9 Finishes	Material	
All-Purpose Interior Primer	1 Coat(s) @ 300 SQ FT per GAL	9 Finishes	Material	
Concrete and Masonry Primer	1 Coat(s) @ 300 SQ FT per GAL	9 Finishes	Material	
Drywall Primer	1 Coat(s) @ 300 SQ FT per GAL	9 Finishes	Material	
High Build Primer	1 Coat(s) @ 300 SQ FT per GAL	9 Finishes	Material	
Multipurpose Primer	1 Coat(s) @ 300 SQ FT per GAL	9 Finishes	Material	
Wall and Wood Primer	1 Coat(s) @ 300 SQ FT per GAL	9 Finishes	Material	
Water Blocking Primer	1 Coat(s) @ 300 SQ FT per GAL	9 Finishes	Material	
Zero VOC Primer	1 Coat(s) @ 300 SQ FT per GAL	9 Finishes	Material	
Advanced Paint Types			Folder	
(enter custom paint type here)	0 Coat(s) @ 300 SQ FT per GAL	9 Finishes	Material	
Anti-Microbial Paint	0 Coat(s) @ 300 SQ FT per GAL	9 Finishes	Material	
Acrylic Latex Paint	0 Coat(s) @ 300 SQ FT per GAL	9 Finishes	Material	
Life Time Warranty Paint	0 Coat(s) @ 300 SQ FT per GAL	9 Finishes	Material	
High Gloss Enamel Paint	0 Coat(s) @ 300 SQ FT per GAL	9 Finishes	Material	
Mildew Resistant Paint	0 Coat(s) @ 300 SQ FT per GAL	9 Finishes	Material	
Low VOC Paint	0 Coat(s) @ 300 SQ FT per GAL	9 Finishes	Material	
Self Priming Paint	0 Coat(s) @ 300 SQ FT per GAL	9 Finishes	Material	
One Coat Coverage Paint	0 Coat(s) @ 300 SQ FT per GAL	9 Finishes	Material	
Zero VOC Paint	0 Coat(s) @ 300 SQ FT per GAL	9 Finishes	Material	

Paint Assemblies -- Continued

Name	Description	Division	Type	Color
Door Takeoffs			Folder	Black
Z 8" x 6' 8" Door	SQ FT per Door		Count	Yellow
Z 6" x 6' 8" Door	SQ FT per Door		Count	Green
Z 10" x 6' 8" Door	SQ FT per Door		Count	Red
3' 6" x 7' 0" Door	SQ FT per Door		Count	Teal
3' 0" x 7' 0" Door	SQ FT per Door		Count	Purple
3' 0" x 6' 8" Door	SQ FT per Door		Count	Dark Blue
4' 0" x 7' 0" Door	SQ FT per Door		Count	Olive Green
Columns and Pillars			Folder	Black
Square Pillar			Count	Cyan
Round Column			Count	Magenta
Square Column			Count	Blue
Parts for Misc. and Equipment	Other Parts and Items		Folder	Black
Rental Equipment Manual Quantity		1 General Requirements	Equipment	
Rental Equipment Per Day			Folder	Black
Rental Equipment per Day		1 General Requirements	Equipment	
Scissor Lift		1 General Requirements	Equipment	
Cherry Picker		1 General Requirements	Equipment	
Scaffolding		1 General Requirements	Equipment	
Power Washer		1 General Requirements	Equipment	
Rental Equipment Per Hour			Folder	Black
Rental Equipment per Hour		1 General Requirements	Equipment	
Scissor Lift		1 General Requirements	Equipment	
Cherry Picker		1 General Requirements	Equipment	
Scaffolding		1 General Requirements	Equipment	
Power Washer		1 General Requirements	Equipment	
Painting Materials (Cost Estimate)	Paint Brushes, Rollers, Trays, etc...	9 Finishes	Material	
Trim and Molding Parts	Price Separate Labor for Trim and Molding		Folder	Black
Cut Out Parts for Doors Windows			Folder	Black
Uses Parent Qty	Inherits Parent item Takeoff Qty.	9 Finishes	Labor	
Labor Production from Parent Qty	Inherits Parent item Qty and Calculates a production rate	9 Finishes	Labor	
Window Trim (per FT)	Apply to Cut Out Segment	9 Finishes	Labor	
Door Trim (per FT)	Apply to Cut Out Segment	9 Finishes	Labor	
Molding Labor Parts			Folder	Black
Molding (per FT)		9 Finishes	Labor	
Molding (per SQ FT)		9 Finishes	Labor	
Molding (SQ FT per HR)		9 Finishes	Labor	
Molding (FT per HR)		9 Finishes	Labor	
Takeoff Templates for Trim and Molding			Folder	Black
Trim Linear	Takeoff linear FT of trim with pricing options		Linear	Teal
Door Trim (per FT)	Digitize Length of door, Input Height		Segment	Purple
Trim Area	Area for Trim, Compatible with Cut Out Tools		Linear	Dark Blue
Window Trim (per FT)	Digitize Length of Window, Input Height		Segment	Olive Green
Window Trim (per FT)	Enter in Height and Length of Item and Count for total Linear Feet		Count	Green
Door Trim (per FT)	Enter in Height and Length of Item and Count for total Linear Feet		Count	Red

Paint Assemblies -- Continued

Name	Description	Division	Type	Color
[-] Drywall Parts	A collection of parts and takeoff templates for drywall		Folder	Black
[-] Drywall (Area Takeoffs)	Used for ceilings or other area items		Folder	Black
[-] Area Takeoff Templates			Folder	Black
Area cost per SQ FT	\$0.00 per SQ FT		Area	Yellow
Area	Area takeoff tool		Area	Green
Ceiling with Pitch	Ceiling Area with 4/12 Pitch Factor		Area	Red
[-] Drywall Priced EACH (Area Takeoffs)			Folder	Black
5/8" Type X	4' x 8' Sheets	9 Finishes	Material	
5/8" Fire Rated Drywall	4' x 12' Sheets	9 Finishes	Material	
5/8" Mold Resist Drywall	4' x 12' Sheets	9 Finishes	Material	
5/8" Abuse Resist Drywall	4' x 12' Sheets	9 Finishes	Material	
5/8" Water Resist Drywall	4' x 12' Sheets	9 Finishes	Material	
5/8" Exterior Rated Drywall	4' x 12' Sheets	9 Finishes	Material	
5/8" Sag Resist Drywall	4' x 12' Sheets	9 Finishes	Material	
5/8" Foil Backed Drywall	4' x 12' Sheets	9 Finishes	Material	
5/8" Sound Board Drywall	4' x 12' Sheets	9 Finishes	Material	
5/8" Base Panels (for plaster)	4' x 12' Sheets	9 Finishes	Material	
5/8" Specialty Drywall	4' x 12' Sheets	9 Finishes	Material	
1/2" Fire Rated Drywall	4' x 12' Sheets	9 Finishes	Material	
5/8" Humidity Resist Drywall	4' x 12' Sheets	9 Finishes	Material	
1/2" Mold Resist Drywall	4' x 12' Sheets	9 Finishes	Material	
3/4" Fire Rated Drywall	4' x 12' Sheets	9 Finishes	Material	
1/2" Regular Drywall	4' x 12' Sheets	9 Finishes	Material	
1/2" Water Resist Drywall	4' x 12' Sheets	9 Finishes	Material	
1/2" Abuse Resist Drywall	4' x 12' Sheets	9 Finishes	Material	
1/2" Interior Ceiling Drywall	4' x 12' Sheets	9 Finishes	Material	
1/2" x 54" Wide Regular Drywall	4.5' x 12' Sheets	9 Finishes	Material	
3/8" Regular Drywall	4' x 12' Sheets	9 Finishes	Material	
1/4" Flexible Drywall	4' x 12' Sheets	9 Finishes	Material	
1/4" Regular Drywall	4' x 12' Sheets	9 Finishes	Material	
[-] Drywall Priced per SQ FT (Area Takeoffs)			Folder	Black
5/8" Mold Resist Drywall	4' x 12' Sheets	9 Finishes	Material	
5/8" Fire Rated Drywall	4' x 12' Sheets	9 Finishes	Material	
5/8" Sag Resist Drywall	4' x 12' Sheets	9 Finishes	Material	
5/8" Abuse Resist Drywall	4' x 12' Sheets	9 Finishes	Material	
5/8" Water Resist Drywall	4' x 12' Sheets	9 Finishes	Material	
5/8" Exterior Rated Drywall	4' x 12' Sheets	9 Finishes	Material	
5/8" Foil Backed Drywall	4' x 12' Sheets	9 Finishes	Material	
5/8" Humidity Resist Drywall	4' x 12' Sheets	9 Finishes	Material	
5/8" Specialty Drywall	4' x 12' Sheets	9 Finishes	Material	
3/4" Fire Rated Drywall	4' x 12' Sheets	9 Finishes	Material	
5/8" Sound Board Drywall	4' x 12' Sheets	9 Finishes	Material	
1/2" Fire Rated Drywall	4' x 12' Sheets	9 Finishes	Material	
5/8" Base Panels (for Plaster)	4' x 12' Sheets	9 Finishes	Material	
1/2" Interior Ceiling Drywall	4' x 12' Sheets	9 Finishes	Material	
1/2" Mold Resist Drywall	4' x 12' Sheets	9 Finishes	Material	
1/2" Abuse Resist Drywall	4' x 12' Sheets	9 Finishes	Material	
1/2" Water Resist Drywall	4' x 12' Sheets	9 Finishes	Material	
1/2" Regular Drywall	4' x 12' Sheets	9 Finishes	Material	
3/8" Regular Drywall	4' x 12' Sheets	9 Finishes	Material	
1/2" x 54" Wide Regular Drywall	4.5' x 12' Sheets	9 Finishes	Material	
1/4" Regular Drywall	4' x 12' Sheets	9 Finishes	Material	
1/4" Flexible Drywall	4' x 12' Sheets	9 Finishes	Material	

Paint Assemblies -- Continued

Name	Description	Division	Type	Color
Other Items (Area Takeoffs)			Folder	Black
Joint Tape	250' Rolls	9 Finishes	Material	
Drywall Fasteners	2500 per box	9 Finishes	Material	
Joint Compound	4.5 Gallon Pail	9 Finishes	Material	
Drywall (Count Takeoffs)	Used for corner items		Folder	Black
Corner Bead Priced EACH (Count Takeoffs)			Folder	Black
Outside 90 Corner Bead	Metal - 8' Lengths	9 Finishes	Material	
3/4" Bullnose 90 Corner Bead	Metal - 8' Lengths	9 Finishes	Material	
Inside 90 Corner Bead	Metal - 8' Lengths	9 Finishes	Material	
3/4" Inner Cove 90 Corner Bead	Metal - 8' Lengths	9 Finishes	Material	
Corner Bead Priced per FT (Count Takeoffs)			Folder	Black
Outside 90 Corner Bead	Metal - 8' Lengths	9 Finishes	Material	
3/4" Bullnose 90 Corner Bead	Metal - 8' Lengths	9 Finishes	Material	
Inside 90 Corner Bead	Metal - 8' Lengths	9 Finishes	Material	
3/4" Inner Cove 90 Corner Bead	Metal - 8' Lengths	9 Finishes	Material	
Count Takeoff Templates			Folder	Black
Count Item Cost Each	Cost per Each Count		Count	Cyan
Count Item	Count How Many Items		Count	Magenta
Item Count (Enter SQ FT per item)	200 SQ FT per item		Count	Blue
Wall Drywall (Linear/Segment Takeoffs)	Used for walls		Folder	Black
Linear/Wall Area Takeoff Templates			Folder	Black
Cost Per Linear Foot	\$0.00 per Linear Foot		Linear	Olive
Wall Area	Compatible with Cut Out Tools		Linear	Green
Wall Area Cost per SQ FT	Compatible with Cut Out Tools		Linear	Red
Wall Area with Totaled Pricing	Modified Template to Sum all parts Price Total and Cost Total		Linear	Light Green
Drywall Priced EACH (Linear/Segment Takeoffs)			Folder	Black
5/8" Fire Rated Drywall	4' x 12' Sheets	9 Finishes	Material	
5/8" Mold Resist Drywall	4' x 12' Sheets	9 Finishes	Material	
5/8" Water Resist Drywall	4' x 12' Sheets	9 Finishes	Material	
5/8" Abuse Resist Drywall	4' x 12' Sheets	9 Finishes	Material	
5/8" Sag Resist Drywall	4' x 12' Sheets	9 Finishes	Material	
5/8" Exterior Rated Drywall	4' x 12' Sheets	9 Finishes	Material	
5/8" Foil Backed Drywall	4' x 12' Sheets	9 Finishes	Material	
5/8" Sound Board Drywall	4' x 12' Sheets	9 Finishes	Material	
5/8" Specialty Drywall	4' x 12' Sheets	9 Finishes	Material	
5/8" Base Panels (for plaster)	4' x 12' Sheets	9 Finishes	Material	
5/8" Humidity Resist Drywall	4' x 12' Sheets	9 Finishes	Material	
1/2" Fire Rated Drywall	4' x 12' Sheets	9 Finishes	Material	
3/4" Fire Rated Drywall	4' x 12' Sheets	9 Finishes	Material	
1/2" Mold Resist Drywall	4' x 12' Sheets	9 Finishes	Material	
1/2" Water Resist Drywall	4' x 12' Sheets	9 Finishes	Material	
1/2" Abuse Resist Drywall	4' x 12' Sheets	9 Finishes	Material	
1/2" Interior Ceiling Drywall	4' x 12' Sheets	9 Finishes	Material	
1/2" Regular Drywall	4' x 12' Sheets	9 Finishes	Material	
1/2" x 54" Wide Regular Drywall	4.5' x 12' Sheets	9 Finishes	Material	
1/4" Regular Drywall	4' x 12' Sheets	9 Finishes	Material	
3/8" Regular Drywall	4' x 12' Sheets	9 Finishes	Material	
1/4" Flexible Drywall	4' x 12' Sheets	9 Finishes	Material	

Paint Assemblies -- Continued

Name	Description	Division	Type	Color
<ul style="list-style-type: none"> <ul style="list-style-type: none"> Drywall Priced per SQ FT (Linear/Segment Takeoffs) <ul style="list-style-type: none"> 5/8" Fire Rated Drywall 4' x 12' Sheets 9 Finishes Material 5/8" Mold Resist Drywall 4' x 12' Sheets 9 Finishes Material 5/8" Water Resist Drywall 4' x 12' Sheets 9 Finishes Material 5/8" Abuse Resist Drywall 4' x 12' Sheets 9 Finishes Material 5/8" Sag Resist Drywall 4' x 12' Sheets 9 Finishes Material 5/8" Exterior Rated Drywall 4' x 12' Sheets 9 Finishes Material 5/8" Foil Backed Drywall 4' x 12' Sheets 9 Finishes Material 5/8" Sound Board Drywall 4' x 12' Sheets 9 Finishes Material 5/8" Specialty Drywall 4' x 12' Sheets 9 Finishes Material 5/8" Base Panels (for plaster) 4' x 12' Sheets 9 Finishes Material 5/8" Humidity Resist Drywall 4' x 12' Sheets 9 Finishes Material 1/2" Fire Rated Drywall 4' x 12' Sheets 9 Finishes Material 3/4" Fire Rated Drywall 4' x 12' Sheets 9 Finishes Material 1/2" Mold Resist Drywall 4' x 12' Sheets 9 Finishes Material 1/2" Water Resist Drywall 4' x 12' Sheets 9 Finishes Material 1/2" Abuse Resist Drywall 4' x 12' Sheets 9 Finishes Material 1/2" Interior Ceiling Drywall 4' x 12' Sheets 9 Finishes Material 1/2" Regular Drywall 4' x 12' Sheets 9 Finishes Material 1/2" x 54" Wide Regular Drywall 4.5' x 12' Sheets 9 Finishes Material 1/4" Regular Drywall 4' x 12' Sheets 9 Finishes Material 3/8" Regular Drywall 4' x 12' Sheets 9 Finishes Material 1/4" Flexible Drywall 4' x 12' Sheets 9 Finishes Material Other Items (Linear/Segment Takeoffs) <ul style="list-style-type: none"> Joint Tape 250' Rolls 9 Finishes Material Drywall Fasteners 2500 per box 9 Finishes Material Joint Compound 4.5 Gallon Pail 9 Finishes Material Drywall Parts (Inherit Qty From Parent) <ul style="list-style-type: none"> Drywall Fasteners (priced per Box) use this part with drywall (priced EA) 9 Finishes Material Drywall Parts (Manual Qty) <ul style="list-style-type: none"> Kraft Drywall Banjo for taping Wood and web handles 9 Finishes Part Joint Compound 4.5 Gallon Pail 9 Finishes Material Joint Tape 250' Rolls 9 Finishes Material Drywall Fasteners 2500 per box 9 Finishes Material 22" Magic Trowel Knockdown Knife 9 Finishes Part Drywall Subcontracts (Manual Qty) <ul style="list-style-type: none"> Taping and Finishing Subcontract Enter in your own cost that the subcontractor charges 9 Finishes Subcontract Drywall Hanging Subcontract Enter in your own cost that the subcontractor charges 9 Finishes Subcontract Wall Area and Cut Outs <ul style="list-style-type: none"> Wall Area with Cut Outs Use with Cut Out Tools Linear Drag and Drop Cut Out Tools (FT and IN) <ul style="list-style-type: none"> 5' 0" x 4' 6" Count Cut Out Section Window or Door Count Cut Out Count 3' 0" x 6' 8" Door Cut Out Section Door Count Cut Out Count 6' 8" High Cut Out Section Window or Door Segment Cut Out Segment 				

Paint Assemblies -- Continued

Name	Description	Division	Type	Color
[-] Labor Parts	Used for labor by Measurement or by the Hour		Folder	█
[-] Labor by Measurement	Used for pricing labor by linear or square footages etc...		Folder	█
[-] Labor (Area Takeoffs)			Folder	█
[-] Labor per SQ FT		9 Finishes	Labor	
[-] Labor (Linear/Segment Takeoffs)			Folder	█
[-] Labor per FT		9 Finishes	Labor	
[-] Labor per SQ FT		9 Finishes	Labor	
[-] Labor (Count Takeoffs)			Folder	█
[-] Labor per EA		9 Finishes	Labor	
[-] Labor per SQ FT (Inherited)		9 Finishes	Labor	
[-] Labor (Manual Qty)			Folder	█
[-] Labor per EA		9 Finishes	Labor	
[-] Labor (Inherit Qty From Parent)	Uses the Takeoff Qty of the item Recorded. (Universal Labor)		Folder	█
[-] Labor per Qty		9 Finishes	Labor	
[-] Labor per Hour	Used for pricing labor off of a production rate		Folder	█
[-] Labor (Area Takeoffs)			Folder	█
[-] Labor per SQ FT		9 Finishes	Labor	
[-] Labor (Linear/Segment Takeoffs)			Folder	█
[-] Labor per FT		9 Finishes	Labor	
[-] Labor per SQ FT	Inherits The Takeoff Items Qty Value	9 Finishes	Labor	
[-] Labor (Count Takeoffs)			Folder	█
[-] Labor per EA/HR		9 Finishes	Labor	
[-] Labor per SQ FT/HR (Inherited)		9 Finishes	Labor	
[-] Labor (Manual Qty)			Folder	█
[-] Labor per EA		9 Finishes	Labor	
[-] Labor (Inherit Qty From Parent)	Uses the Takeoff Qty of the item Recorded. (Universal Labor)		Folder	█
[-] Labor per Qty		9 Finishes	Labor	